




**BRACY'S**  
NURSERY, LLC



64624 Dummyline Road  
Amite, Louisiana 70422  
800.899.4716 • (f) 985.748.9955  
[www.bracys.com](http://www.bracys.com)  
[sales@bracys.com](mailto:sales@bracys.com)



C O N T A I N E R   G R O W N  
**TREES & SHRUBS**

*For the South*

**“OUR GOAL IS TO HELP OUR CUSTOMERS GROW THEIR BUSINESSES  
BY PROVIDING A GREAT MIX OF HIGH-QUALITY PLANT MATERIAL  
ACCOMPANIED BY IMPECCABLE SERVICE AND SUPPORT.”**

# The Bracy's Advantage

We only cater to *Independents*

- Full-line container nursery – 240 acres
- Consistent retail-quality plant material
  - Broad selection
  - In-demand brands
- Promotional programs to help build sales
- Bracy's custom picture tags – help sell your plants
- Retail-ready stock – orders pre-priced with UPCs or SKUs on request

Our goal is to be *The Best*, not the biggest

Friendly professional staff

Your satisfaction is our *#1 Priority*

CONTAINER GROWN  
**TREES & SHRUBS**  
*For The South*

## Sales Contacts:

Tom Cheers/ Sales Manager  
Danielle Graves/Sales  
Hollie Mier/Sales  
Lori Hamer/Sales  
Office 800.899.4716  
Fax 985.748.9955  
sales@bracys.com

Richard Williamson  
Sales Consultant  
AR, N. AL, N. MS, W. TN  
Office 662.551.1326  
Cell 901.277.0701  
Fax 662.551.1701  
Richard@bracys.com

Craig Houin/Sales Consultant  
S. AL, N. FL, S. LA, S. MS, SE. TX  
Office 985.517.5586  
Cell 985.517.5586  
Fax 985.809.5010  
Craig@bracys.com

Jim Talmadge/Sales  
Consultant  
GA, NC, SC, E. TN  
Office 770.425.5450  
Cell 770.355.1389  
Fax 770.425.8298  
Jim@bracys.com

Ray Taylor/Sales Consultant  
OK, TX  
Office 800.899.4716 (LA)  
Cell 832.260.5448  
Fax 936.569.2868  
Ray@bracys.com

64624 Dummyline Road, Amite, Louisiana 70422  
email: sales@bracys.com • www.bracys.com

## TABLE OF CONTENTS

<b>TABLE OF CONTENTS</b> .....	<b>1</b>
<b>TERMS AND CONDITIONS</b> .....	<b>2</b>
<b>BRACY'S LOCATION</b> .....	<b>2</b>
<b>BRACY'S LANDSCAPE BASICS</b> .....	<b>3-7</b>
<b>BRACY'S CONVERSION TABLES</b> .....	<b>7</b>
<b>BRACY'S FAVORITES</b> .....	<b>8</b>
<b>ORNAMENTALS</b> .....	<b>9-31</b>
Description of Ornamentals .....	<b>9-26</b>
Ornamental Information Chart .....	<b>26-31</b>
<b>GROUNDCOVER</b> .....	<b>32</b>
Description of Groundcover .....	<b>32</b>
Groundcover Information Chart .....	<b>32</b>
<b>TROPICALS</b> .....	<b>33-36</b>
Description of Tropicals .....	<b>33-35</b>
Tropical Information Chart .....	<b>36</b>
<b>PREMIUM PLANT COLLECTIONS</b> .....	<b>37-48</b>
Bracy's Nursery .....	<b>37</b>
Encore® Azaleas .....	<b>38</b>
Southern Living® Plant Collection .....	<b>39</b>
The Knock Out® Family of Roses .....	<b>40</b>
Drift® Groundcover Roses .....	<b>41</b>
Endless Summer® Collection .....	<b>42</b>
First Editions® .....	<b>43</b>
Rhapsody In Color/Tropical Paradise Collection .....	<b>44-45</b>
Beneficial Blooms .....	<b>46-47</b>
Proven Winners® .....	<b>48</b>
<b>PERENNIALS</b> .....	<b>49-60</b>
Description of Perennials .....	<b>49-57</b>
Perennial Information Chart .....	<b>58-60</b>
<b>CRAPE MYRTLES</b> .....	<b>61-62</b>
Description of Crape Myrtles .....	<b>61-62</b>
Crape Myrtle Information Chart .....	<b>62</b>
<b>TREES</b> .....	<b>63-67</b>
Description of Trees .....	<b>63-66</b>
Tree Information Chart .....	<b>66-67</b>
<b>FRUITS</b> .....	<b>68-73</b>
Description of Fruit .....	<b>68-73</b>
<b>HOME ORCHARD</b> .....	<b>73-82</b>
Selection of Fruit .....	<b>73</b>
Where and How to Plant Fruit Trees .....	<b>73-74</b>
Designing a Home Orchard .....	<b>74</b>
Tips for a Successful Home Orchard .....	<b>75</b>
Fruit Tree Planting Guide .....	<b>76</b>
What are Chilling Hours? .....	<b>76</b>
Why Fruit Trees Fail to Bear .....	<b>76</b>
Water – Too Much, Too Little, or Too Late? .....	<b>77</b>
Insect and Disease Control .....	<b>77-78</b>
The What and When of Fertilization .....	<b>78</b>
The Art of Pruning .....	<b>79-80</b>
The Mystery of Pollination .....	<b>81</b>
Pollination Chart .....	<b>82</b>
<b>COLOR CODE CHART</b> .....	<b>83-84</b>
<b>Trade Shows</b> .....	<b>86</b>

## TERMS AND CONDITIONS

**BUSINESS HOURS:** Bracy's Nursery, LLC (Bracy's) is open for business Monday through Friday, 7:30 a.m. – 4:00 p.m. central time. Arrangements for orders to be picked up should be made at least 24 hours in advance for order to be processed and ready for pick-up.

**TERMS:** Payment is required upon pickup or delivery. All first-time customers' orders will be COD. Credit terms are given at the option of Bracy's and we reserve the right to rescind those terms at any time. If credit terms are desired, contact our office for a credit application. Accounts with past-due balances (based on established terms) will be considered delinquent. A finance charge of 1½% per month will be levied on all delinquent accounts. The holder(s) of an account presented for collection will be liable for any and all fees Bracy's incurs in the process. No plants will be shipped on past due accounts.

**PRICES:** All prices are F.O.B. Bracy's Nursery, LLC. Our price list is intended for members of the wholesale trade only. Prices are subject to change without notice.

**DEPOSIT:** A deposit may be required on certain orders subject to Bracy's discretion.

**SHIPPING AND HANDLING:** Shipping charges will be applied to all orders delivered by Bracy's or its agents. A minimum order of \$1500 is required for shipping within a 150-mile radius of the nursery. A minimum order of \$2000 is required for shipping within a 151-600-mile radius of the nursery. Fees can be quoted, upon request, for deliveries beyond a 600-mile radius of the nursery.

**MINIMUM ORDER:** Five (5) plants per variety up to 7 gallon size containers.

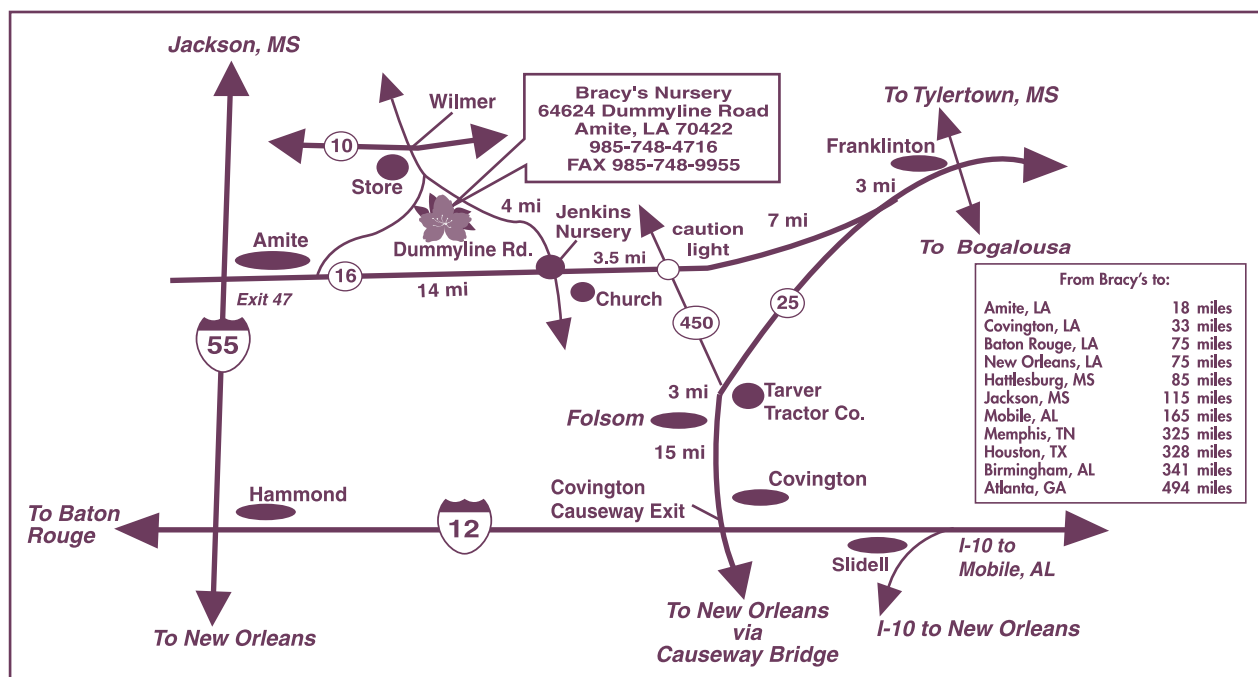
**SUBSTITUTIONS:** If we are unable to supply a variety requested, we will not make substitutions unless otherwise advised.

**LIABILITIES:** We make no guarantee, expressed or implied, as to the description, life, or productiveness of any stock. We exercise the greatest care in keeping all varieties true to name but, should an error occur, we will replace errant stock once the error has been verified. All orders are subject to crop conditions at the time of pickup or delivery. We reserve the right to cancel orders, partially or entirely, if the requested stock is not available at the requested time due to any circumstances beyond our reasonable control. Liability, in any case, is limited to the original price of stock in question.

**ORDERS PICKED UP:** Bracy's liability ends when a customer's vehicle, or a customer's agent's vehicle, exits the nursery property. It is the driver's responsibility to oversee vehicle loading, load weight, and tarping.

**ORDERS SHIPPED:** Bracy's must be notified of discrepancies in shipped orders within 10 working days of the delivery date. No claims will be considered relating to orders that have not been paid in full according to established terms.

**CANCELLATIONS:** A 10% restocking fee will be charged on orders cancelled after being pulled for pick-up or shipping.



## BRACY'S LANDSCAPE BASICS

For several years, we have been asked to provide a "guide" to use for design, preparation, and installation of residential landscapes. To do this subject justice, we would need more space than what is available in this catalog. However, we will attempt to touch on the basics of landscape design and installation. Please keep in mind there are many options and variables in landscaping a home. Here we offer only the basics for a start in the right direction.

The most important component of any landscape is the design. A well thought-out design will provide the homeowner with years of enjoyment. A poor design will yield years of regret and dissatisfaction. Several factors (other than what plants to use) should be considered when originating the design:

- What level of maintenance is required?
- What hardscapes should be included in the landscape?
- Should irrigation be included in the landscape?
- What is the budget for the landscape project?

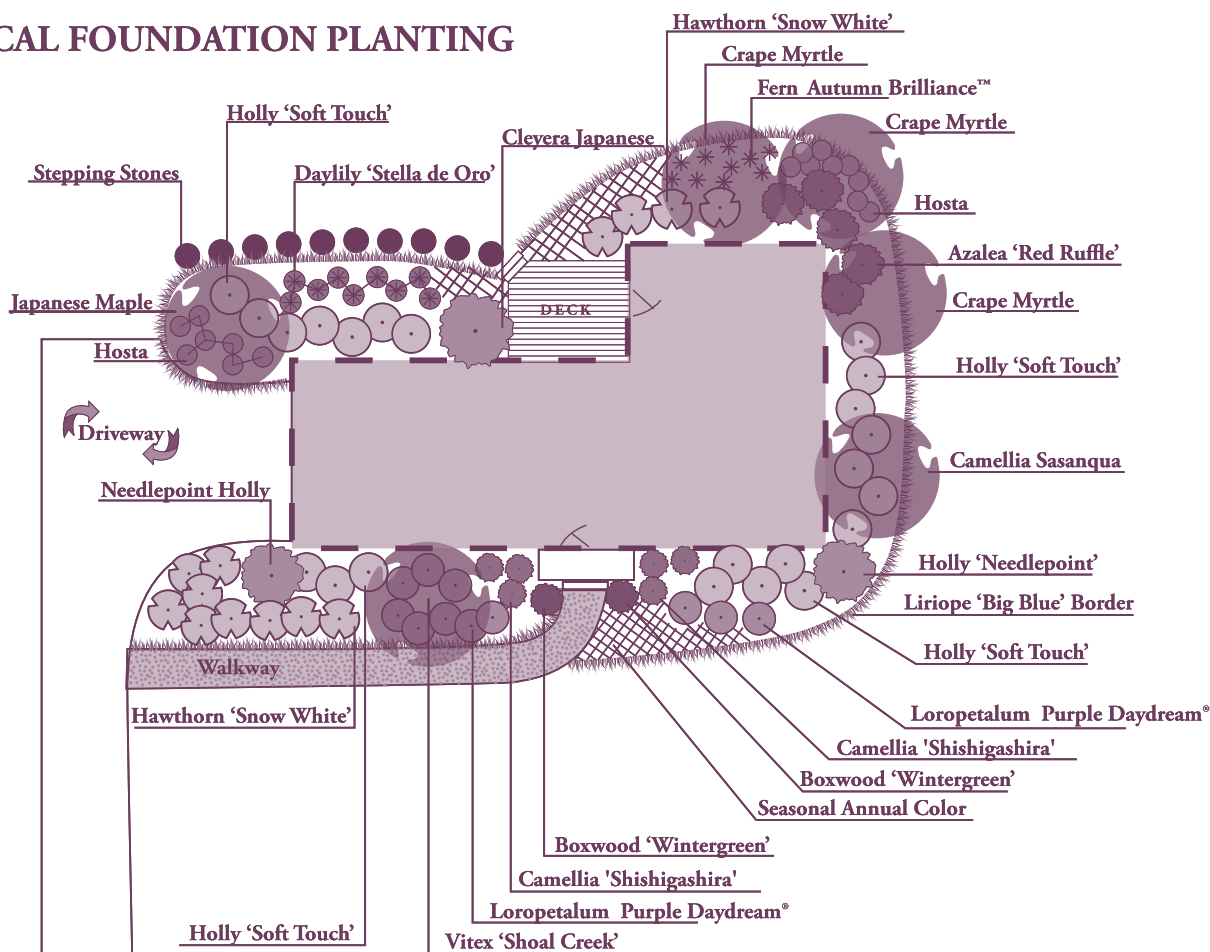
Proper planning now will prevent shoulda's, coulda's and woulda's later on.

Begin the design by laying out the foundation planting. The foundation planting should take in the area immediately adjacent to the foundation of the home. Use flowing lines on the outer edge of the foundation planting. The flowing (curved) lines are more aesthetically pleasing and will make mowing the lawn area next to the foundation easier. Set the outer bed lines at least 5-10' from the foundation of the home. Keep in mind that even most dwarf shrubs obtain an average width of 3-5' and should be planted at least 2-3' away from the home. It is advantageous to allow room for several layers of plants, so the wider the bed the better. Remember the larger the bed, the less lawn there is to mow.

Foundation plant selection is a critical element in the residential landscape. Choose plant material that will fit into space limitations. Consider the width and height of the plant at maturity, sun or shade needs, hardiness, and soil and drainage requirements of selected plants. Most foundation plantings consists of several layers of shrubs that form the background for accent plants located at the entrances and taller shrubs located at the corners of the home. Refrain from planting shrubs that will outgrow their space, especially in front of windows or near landings leading to entrances.

Illustrated below is a typical foundation planting for a one-story house. The chart contains a list of shrubs commonly used in foundation plantings such as this.

### TYPICAL FOUNDATION PLANTING



Plant	Mature Size H x W	Sun/Shade	Hardiness Zone	Feature/Use
Liriope 'Big Blue'	1' x 1'	Sun or Shade	6-10	Borders/mass
Juniper 'Andorra'	1.5' x 3'	Sun	4-9	Semi groundcover
Daylily 'Stella de Oro'	1-2' x 1-2'	Sun	5-10	Profuse yellow blooms
Drift® Roses	1-3' x 1-3'	Sun	5-10	Long bloom season
Fern Autumn Brilliance	1-2' x 1-2'	Shade	5-8	Bronze foliage
Fern 'Japanese Painted'	1-2' x 1-2'	Shade	5-8	Feathery foliage
Distylium Cinnamon Girl®	2-3' x 3-4'	Sun	7-9	Blue-tinted new foliage
Loropetalum Purple Daydream®	2-3' x 3-4'	Sun	7-9	Purple foliage
Azalea 'Conversation Piece'	3' x 4'	Sun or Shade	6-9	Multi colored blooms spring and fall
Hawthorn 'Snow White'	3' x 4'	Sun	7-10	White spring blooms
Holly 'Carissa'	3' x 4'	Sun	7-10	Medium texture
Holly 'Soft Touch'	3' x 4'	Sun	5-8	Dark-green leaves
Azalea 'Red Ruffles'	3' x 5'	Sun or Shade	7-9	Red blooms spring and fall
Nandina 'Compacta'	4' x 3'	Partial shade	6-9	Feathery foliage
Boxwood 'Wintergreen'	4' x 4'	Sun/Partial shade	6-9	Low maintenance
Holly 'Dwarf Yaupon'	2-3' x 2-3'	Sun	7-10	Low maintenance
Gardenia 'Frost Proof'	3-4' x 3-6"	Sun/Partial shade	8-10	Fragrant white blooms in summer
Camellia 'Shishigashira'	5-6' x 5-6'	Partial shade	7-9	Rose red blooms fall and winter
Holly 'Needlepoint'	8' x 6'	Sun	7-9	Dark-green foliage with red berries in winter
Holly 'Dwarf Burford'	10' x 6'	Sun	7-9	Dark-green foliage with red berries in winter
Cleyera Japanese	10' x 7'	Sun/Partial shade	7-10	Lustrous bronze foliage
Sweet Olive	10-15' x 8'	Sun/Partial shade	8-9	Fragrant blooms in spring and fall
Holly Oak Leaf™	12-15' x 6-8'	Sun	6-9	Pyramidal corner plants
Holly 'Nellie R. Stevens'	15-20' x 10-12'	Sun	6-9	Pyramidal corner plants
Holly 'Weeping Yaupon'	18-20' x 10'	Sun	7-10	Corner plant

Once the design of the foundation has been laid out, the next step is to decide to install irrigation or not. Sufficient and timely watering is essential in establishing and maintaining the landscape. An irrigation system can be elaborate with pop-up sprinklers and automatic controls or as simple as a soaker hose with a manual timer. An irrigation system saves time and labor and is more effective than hand-watering or moving the sprinkler. However, there is additional cost and an automated system will involve plumbing and wiring. For additional information, check with your local garden center, irrigation supply store or the Internet. Some irrigation supply companies provide irrigation drawings (free of charge or for a small fee) for residential customers who purchase their irrigation products from them.

Once the irrigation issue is decided, the next step is to achieve the finished grade (height and slope) of the beds. At this point, all utilities should be located and marked before trenching or digging. The finished grade should insure proper drainage away from the home. Under no circumstances should the height of the bed be higher than the slab of the home to allow surface water to run back into or underneath the home. In some circumstances, an underground drainage system may be needed to remove surface and/or subsurface water from the foundation of the home.

Once the finished grade has been achieved, soil preparation can occur. Consult your local county agent to have the soil tested to determine what soil amendments are recommended for the soil types in the beds. Turn over the soil with a tiller or shovel to a depth of 6-12". Add soil amendments, if needed and incorporate. Rake smooth the freshly tilled beds and set plants where they are to be planted. Step back and confirm that the design is suitable for the site. Are plants blocking the view from the house? Is that tree over the septic system? Will that holly shrub stick people along the sidewalk? Now is the time to make minor adjustments before the plants are installed. If pleased with the design, proceed with planting.



When planting shrubs, trees, and groundcovers, dig the planting hole twice as wide as the plant root ball or container. Remove plant from container and place the plant in the planting hole. Take care to make certain the plant is not planted too deeply. The top of the container soil should be level with the finished grade of the bed. Backfill the hole firming the soil around the roots. Once all of the plants have been planted, rake the beds smooth and apply pre-emergent herbicide per label instructions.

Apply mulch for a finished and beautiful look to the new landscape. Various mulch materials are available, pine bark, cypress, and pine straw are the most common. Apply the mulch to a depth of 3-4". Mulch helps to maintain more consistent soil moisture, moderates temperature, and reduces weed problems.

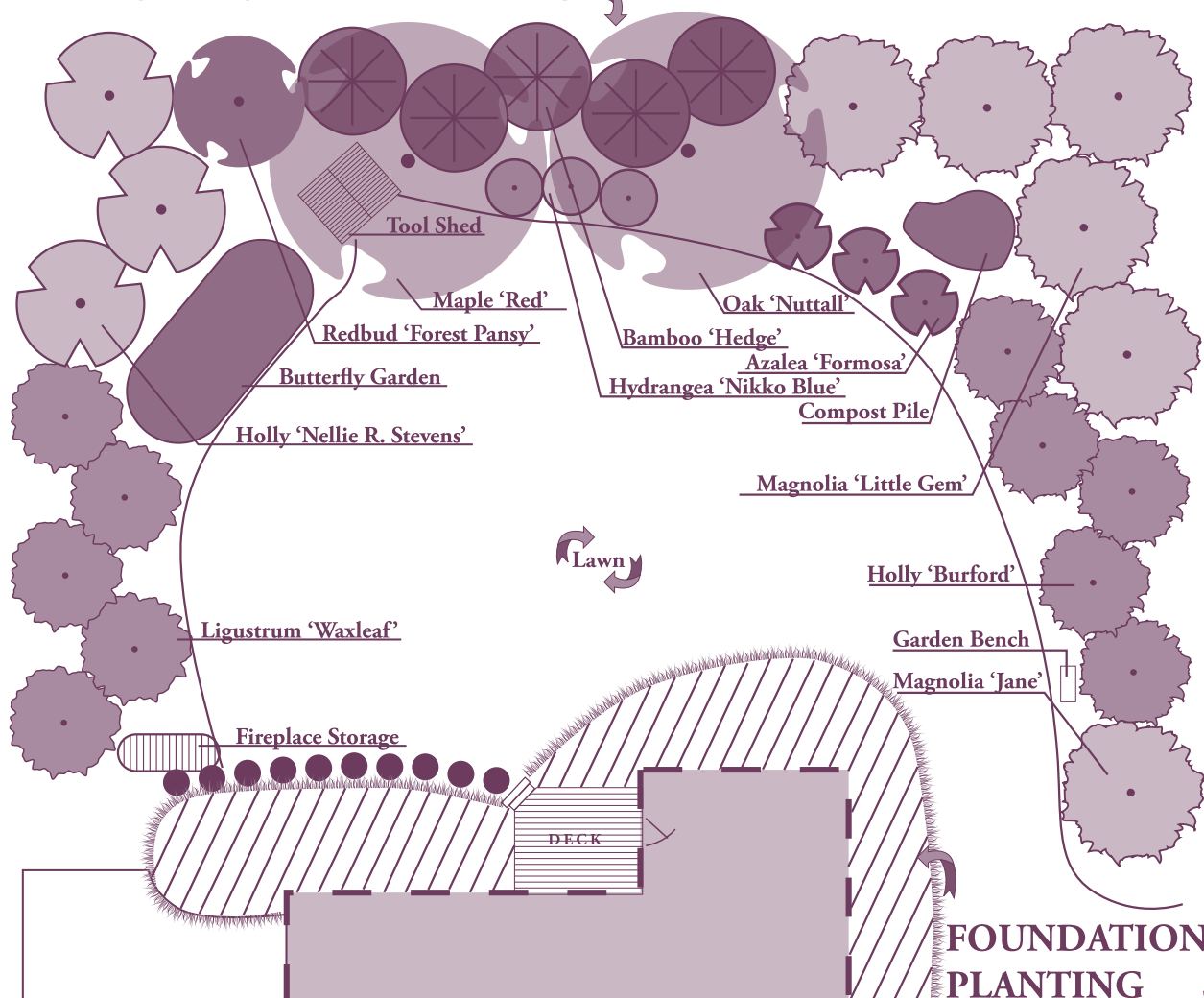
Water the plants deeply to fill in any air pockets surrounding the roots. Watering also moves the pre-emergent herbicide into the soil so it can do a better job of controlling weeds. Remember, plants need time and water to establish, so irrigate a new planting at least three times a week during the first six months after planting. Clean area to complete the foundation planting.

Once the foundation planting is completed, determine if any screen, border, or hedge plantings are needed to block unsightly views or to insure privacy. If so, begin the design process for a border planting. Make beds for border plantings at least 10-15' wide. Shrubs that will achieve widths of 8-10' or more are needed for screening, so be sure to allow lots of room for these larger shrubs to grow.

Several layers of plants in a border planting are a good design idea. Plants of different color and texture can be incorporated into the border and provide greater interest over a single-species planting. Heirloom/butterfly/rose gardens, water features, statuary, garden bench, arbor, tool shed, firewood storage area, compost pile, and almost anything under the sun can be incorporated into a border planting if there is enough room. Also remember the more bed space, the less lawn there is to mow!

Below is a typical border planting, incorporating some of the features listed above. We've included an information chart of large shrubs and trees commonly used in border plantings.

### TYPICAL BORDER PLANTING



Plant	Mature Size H x W	Sun/Shade	Hardiness Zone	Feature/Use
Quince	4-5' x 4-5'	Sun	4-9	Early spring blooms/summer fruit
Azalea 'Fashion'	5' x 4'	Sun/Partial shade	6-9	Salmon blooms in spring
Grass 'Maiden'	5' x 4'	Sun	5-9	Fall plumes
Abelia 'Edward Goucher'	5' x 5'	Sun	6-9	Pink blooms Late spring
Spirea 'Reeves'	5' x 5'	Sun	5-9	Profuse white blooms in spring
Forsythia	5' x 8'	Sun	6-8	Yellow blooms in spring
Althea 'Aphrodite'	8' x 4'	Sun	5-8	Pink blooms with red eye in summer
Elaeagnus 'Ebbingei'	8' x 8'	Sun	7-9	Silver foliage
Holly 'Needlepoint'	8' x 6'	Sun	7-9	Red berries in winter
Camellia 'Kanjiro'	8-10' x 6'	Sun/Partial shade	7-9	Pink blooms in Late fall
Camellia 'Yuletide'	8-10' x 6'	Sun/Partial shade	8-9	Red blooms in Late fall
Azalea 'George Taber'	8-10' x 8-10'	Sun/Partial shade	8-9	White/lavender blooms in spring
Azalea 'Formosa Lavender'	8-10' x 8-10'	Sun/Partial shade	8-9	Lavender blooms in spring
Jasmine 'Primrose'	8-10' x 8-10'	Sun	8-9	Yellow blooms in spring
Cleyera Japanese	10' x 6'	Sun/Partial shade	7-10	Lustrous bronze foliage
Loropetalum 'Burgundy'	10' x 8'	Sun	7-9	Burgundy foliage
Skinner's Banana Shrub	10-12' x 10'	Sun/Partial shade	8-10	Fragran spring blooms
Viburnum 'Sweet'	12' x 8'	Sun	8-10	White flowers in spring
Holly 'Burford'	15' x 15'	Sun/Partial shade	7-9	Red berries in winter
Ligustrum 'Waxleaf'	15-18' x 10'	Sun/Partial shade	8-10	Fast-growing screen
Wax Myrtle, Dwarf	15-18' x 15'	Sun	7-9	Fast-growing screen
Crape Myrtle	15-20' x 10'	Sun	7-10	Summer blooming deciduous small tree
Holly 'Nellie R. Stevens'	15-20' x 10-12'	Sun	6-9	Pyramidal form
Holly 'Savannah'	20-25' x 8-10'	Sun	6-9'	Pyramidal form
Cypress 'Arizona'	25' x 20'	Sun	6-9	Pyramidal evergreen

Once the border planting design is complete, follow the same steps as outlined for the foundation planting.

1. Prepare bed to finished grade.
2. Till soil to a 6-12" depth.
3. Add amendments, if needed.
4. Place plants and confirm the design.
5. Plant.
6. Apply pre-emergent herbicide.
7. Mulch.
8. Irrigate and clean up.

Once the foundation and border plantings are completed, consider if additional trees are needed. Trees provide shade and enhance property value. While most people think of trees as large and taking up lots of space, smaller trees are also available that provide shade, bloom interest, and fall color. Select trees that meet specific needs (deciduous or evergreen, large or small, spring bloom or fall color) and growing conditions (soil type, drainage, cold/heat hardiness zone) of the site.

Try to avoid the common mistakes many make in tree selection. Do not plant trees with fibrous-root systems close to septic systems or sewer lines. Do not plant large shallow-rooted trees next to driveways, walkways, or home foundations. Do not plant large species under power-lines or the electrical service to the home. Be very careful when planting large trees next to a home. Weigh the advantage of having shade with the possible damage a large tree can cause if it falls on the house. Many homeowners are opting to plant several small trees next to the home to gain the advantage of shade without the risk of damage to the structure. Use Bracy's Tree Information Chart (located on pages 66-67) for help in selecting trees.

When planting Bracy's container-grown trees, dig the planting hole twice as wide as the root ball or container. Remove tree from container and place the tree in the planting hole. Take care to make certain the tree is not planted too deeply. The top of the container soil should be level with the finished grade of the bed. Backfill the hole firming the soil around the roots. Smooth the soil around the tree. Water the tree deeply to fill in any air pockets surrounding the roots. Mulch appropriately. If the tree is planted in the lawn, a mulched buffer zone surrounding the tree prevents mower or weed-eater injury. This buffer zone will also alleviate competition between the tree and the lawn for water and nutrients.

It is a good idea to stake the tree to prevent wind damage (whipping, blow-over). Staking is optional on smaller trees, but large trees grown in 15-gallon containers and larger should be staked when planted.

Remember to irrigate the tree thoroughly at least twice a week during the six months after planting. Apply enough water to saturate the soil deeply. A common mistake is to "sprinkle" the soil around the tree. This waters the top inch of soil and leaves the tree roots begging for more. Water bags designed for the homeowners are available at your local garden center and are a convenient and effective way to water trees slowly and thoroughly. Even after establishment, the tree should be watered during extremely dry weather.

For optimum growth, water and fertilize the tree on a regular basis. Slow release fertilizer can be applied at the drip line of the tree in the early spring to provide nutrients that will help keep the tree healthy for years to come.

Everyone here at Bracy's Nursery, LLC hopes this **Landscaping Basics** is helpful in designing and installing your residential landscape. Just remember to take your time (especially in the design phase) and enjoy the experience. If you feel the process is too overwhelming consult a licensed landscape designer/contractor. The money spent on your landscape is an excellent investment in your home whether you do it yourself or hire a professional. Good luck and happy gardening.

## CONVERSION TABLES

### Groundcover Spacing Conversions

4" plant 12-15" on center

1 gal plant 15-18" on center

12" on center take square feet of area and divide by 1 to determine quantity of plants

15" on center take square feet of area and divide by 1.56 to determine quantity of plants

18" on center take square feet of area and divide by 2.25 to determine quantity of plants

### Mulch Quantity Conversions

2 cubic ft. bag mulch will cover 8 square feet, 3" thick

Take square feet divide by 10 = quantity of 3 cubic ft. bags

1 cubic yard mulch will cover 90 square feet, 3" thick

Take square feet divide by 90 = cubic yards of mulch

### Pinestraw Quantity Conversions

1 square bale will cover 40 square feet, 3" thick

Take square feet divide by 40 = quantity of pinestraw bales

### Sod Conversions

Divide square feet by 9 to determine square yards of sod

Usually about 50 square yards or 450 square feet per pallet of sod



# Bracy's Favorites

## SHADE LOVING

Anise  
Aucuba  
Camellia  
Cast Iron Plant  
Fatsia  
Fern  
Groundcover, Asian Jasmine  
Groundcover, Liriope  
Groundcover, Mondo  
Hosta  
Hydrangea  
Mahonia 'Soft Caress'  
Nandina  
Philodendron  
Pieris  
Yew, Japanese  
Yew, Plum

## TOLERANT OF WET SOIL

Birch, River  
Cypress, Bald  
Elephant Ear 'Black Magic'  
Gum Tree, Wildfire  
Gum Tree, Green Gable  
Iris, Louisiana  
Iris, Yellow flag  
Magnolia 'DD Blanchard'  
Magnolia 'Little Gem'  
Magnolia, Sweetbay  
Maple, Red  
Mayhaw, Native  
Philodendron  
Willow, Weeping

## DROUGHT TOLERANT

Agapanthus  
Bottle Brush  
Boxwood  
Cast Iron Plant  
Coreopsis  
Crape Myrtle  
Cypress, Arizona  
Cypress, Bald  
Cypress, Italian  
Daylily  
Distylium  
Elaeagnus  
Groundcover, Aztec Grass  
Holly  
Juniper  
Lantana  
Ligustrum  
Oak  
Pine, Loblolly  
Sedum 'Lemon Ball'  
Vitex 'Shoal Creek'

## SUN LOVING

Abelia  
Agapanthus  
Althea  
Arborvitae 'Green Giant'  
Banana Shrub  
Barberry  
Bottle Brush  
Boxwood  
Butterfly Bush  
Coreopsis  
Crape Myrtle  
Cypress  
Daylily  
Elaeagnus  
Fruit Trees  
Holly  
Iris  
Juniper  
Ligustrum  
Loropetalum  
Maple  
Oak  
Oleander  
Ornamental Grasses  
Palm  
Pear, Flowering 'Cleveland Select'  
Pine  
Plumbago  
Poplar, Tulip  
Roses  
Rudbeckia  
Sedum  
Small Fruit  
Spirea  
Vitex  
Willow, Weeping  
Yucca

## FAST GROWING TREE

Ash, Green  
Birch, River  
Crape Myrtle  
Cypress, Bald  
Elm  
Maple  
Oak  
Pine, Loblolly  
Poplar, Tulip  
Sycamore  
Willow, Weeping

## FLOWERING SHRUBS

Abelia  
Althea  
Azalea  
Banana Shrub  
Bottle Brush  
Butterfly Bush  
Camellia  
Forsythia  
Gardenia  
Hawthorn  
Honeysuckle  
Hydrangea  
Indigo  
Itea  
Jasmine  
Jessamine 'Carolina'  
Loropetalum  
Mockorange  
Oleander  
Quince  
Rose  
Rose, Confederate  
Sweet Olive  
Viburnum  
Vitex  
Wisteria

For more Drought Tolerant Plants  
look throughout this catalog for  
this sign 

## FALL COLOR SHRUBS

Abelia 'Rosecreek'  
Azalea 'Fashion'  
Barberry  
Camellia sasanqua  
Cleyera  
Encore Azaleas  
Fothergilla MT Airy  
Hydrangea, Oakleaf  
Itea 'Henry's Garnet'  
Juniper 'Andorra'  
Loropetalum  
Nandina  
Ornamental Grasses

## FALL COLOR TREES

Ash, Green  
Birch, River  
Crabapple 'Robinson'  
Crape Myrtle 'Natchez'  
Cypress, Bald  
Gum Tree, Wildfire  
Maple 'Brandywine'  
Maple 'Florida Flame'  
Maple, Red  
Oak, Nuttall  
Oak, Shumard  
Pear, Flowering 'Cleveland Select'  
Plum, Flowering  
Poplar, Tulip  
Sycamore

## CORNER ACCENTS

Banana Shrub  
Camellia sasanqua  
Cleyera  
Crape Myrtle  
Cypress, Arizona  
Cypress, Italian  
Holly 'Burford'  
Holly 'Liberty'  
Holly 'Nellie R. Stevens'  
Holly 'Oakleaf'  
Holly 'Savannah'  
Holly 'Weeping Yaupon'  
Juniper 'Blue Point'  
Juniper 'Hetzi Columnaris'  
Juniper 'Hollywood'  
Ligustrum  
Loropetalum  
Maple, Japanese  
Sweet Olive  
Viburnum  
Vitex  
Yew, Japanese

## WILDLIFE ATTRACTANTS

Apple  
Blueberries  
Crabapple  
Honeysuckle  
Mayhaw  
Mulberry, Native  
Oak  
Pear  
Pecan  
Persimmon  
Plum

## ATTRACTS BUTTERFLIES

Butterfly Bush  
Ginger  
Honeysuckle  
Lantana  
Salvia  
Bottle Brush  
Coreopsis  
Verbena  
Vitex  
"Most Perennials"

## UNDERSTORY TREES


Camellia  
Fringe Tree, Chinese  
Japanese Loquat  
Loropetalum  
Magnolia 'Dr. Merrill'  
Magnolia 'Jane'  
Maples, Japanese  
Redbud


800.899.4716




## DESCRIPTION OF ORNAMENTALS


### ABELIA


**Edward Goucher** (*Abelia x grandiflora* 'Edward Goucher') – Hybrid of *A. x grandiflora* and *A. schumannii*. Medium, evergreen shrub. Lavender-pink to purple-pink blooms appear late spring to fall. Showier in flower than Glossy Abelia but not as cold hardy. Often used as a screen. Attracts butterflies. Mature size 5' height and 5' width. Zone(s) 6-9. 


**Francis Mason** (*Abelia x grandiflora* 'Francis Mason') – Medium-growing shrub. Copper colored shoots mature to yellow-yellow/green with a rich, marginal yellow border. Requires some winter pruning. White-flushed pink flowers are beautiful against foliage background. Mature size 5' height and 5' width. Zone(s) 6-9. 

**Glossy** (*Abelia grandiflora*) – This semi-evergreen is a spreading, dense, round, multi-stemmed shrub with arching branches. It produces beautiful, white-flushed pink flowers. Dark-green foliage in summer, bronze red/purple in late fall. Attracts butterflies. Mature size 5' height and 5' width. Zone(s) 6-9.

**Kaleidoscope** (*Abelia x grandiflora* 'Kaleidoscope') (PP#16988) – Low-growing evergreen shrub. Pink buds open to white flowers. Green and yellow variegation in spring. Red, orange, yellow and green variegation in the fall. 2-3' mature height. Mature size 2' height and 3' width. Zone(s) 6-9. 


**Mardi Gras** (*Abelia x grandiflora* 'Mardi Gras') (PP#15203) – Compact, mounding, evergreen shrub. Dark-pink buds open to light-pink flowers which fade to white. Leaves are green with white margins. New growth is pink. Mature size 3' height and 5' width. Zone(s) 6-9. 

**Peach Perfection**® (*Abelia hybrid* 'SRPabeper') (PP#30954) – Displays attractive, tri-color foliage on stunning, red stems. New growth emerges bright orange, turning to yellow and green as it matures. It maintains a compact, rounded habit. Attracts butterflies. Mature size 3-4' height and 2-3' width. Zone(s) 6-9. 

**Radiance** (*Abelia Hybrid* 'Radiance') (PP#21929) – Vigorous and compact, offering year-round color. Crimson stems contrast dramatically with variegated foliage that begins green with creamy yellow margins and ages to silvery-green and cream. Fragrant white flowers mid-summer to fall. Mature size 2-3' height and 3' width. Zone(s) 6-9. 

**Rose Creek** (*Abelia x* 'Rose Creek') – Compact, semi-evergreen shrub with fragrant white flowers all summer. Plant in sun to part shade. This is a slightly more cold hardy variety of Abelia. Mature size 3' height and 4' width. Zone(s) 6-9. 


**Twist of Lime**™ (*Abelia x grandiflora* 'Hopleys') – An outstanding form with bright, variegated foliage that is yellow with green centers, maturing to ivory and green. Produces a heavy bloom of light-pink flowers for a long period from summer into fall. Attracts butterflies. Mature size 3' height and 4' width. Zone 6-9. 

**ALTHEA** (*Hibiscus syriacus*) – Also called Rose of Sharon. Deciduous plant that flowers in summer from July thru September when few plants are in bloom. Can be grown as shrub or small tree. Tolerant of most soil types, but prefers well-drained soil. Will tolerate moderate shade. Mature size 8-10' height and 6-8' width. Zone(s) 5-9. 

**Aphrodite** – Single pink blooms with a red eye.


**Lucy** – Semi-double dark-pink blooms.

**Morning Star** – Double white blooms with red throat.

**Purple Pillar**® PP#25568 – Narrow, columnar habit 2-3' wide by 10-16' tall with purple blooms. 

**White Pillar**® PP#28892 – Narrow, columnar habit 2-3' wide by 10-16' tall with white blooms. 

### ANISE


**BananAppeal**® Small Tree (*Illicium parviflorum* 'PIIP-I') (PP#28887) – Compact, well-behaved habit with golden yellow foliage and keeps a nice mounded form. Does not send out long shoots and holds its color well unlike other forms. Anise-scented foliage. Perfect in shade gardens. Mature size 3-4' height and 3-4' width. Zone(s) 7-9. 


**Florida** (*Illicium floridanum*) – Medium-growing native evergreen shrub ideal for screening in naturalistic plantings. Red star-like flowers in spring. Prefers partial shade and rich moist soil. Mature size 8-10' height and 6-8' width. Zone 7-9.

**Ocala** (*Illicium parviflorum*) – Medium-growing evergreen shrub used as screens as well as mass plantings. Performs well in sun or shade as well as moist or dry soil conditions. Mature size 8-10' height and 6-8' width. Zone(s) 6-9.

### ARBORVITAE

**Green Giant** (*Thuja x standisii x plicata* 'Green Giant') – Large pyramidal ornamental evergreen. Ideal as a specimen or used as a screen. Fast to moderate growth. Drought tolerant. Fragrant foliage. Prefers full sun and well-drained soil. Mature size 30-40' height and 12-15' width. Zone(s) 5-8. 

**Lemon Burst**® (*Thuja occidentalis* 'RutThu3') (PP#35206) – Moderate grower with a squat cone shape. Yellow new growth is retained through the summer when grown in full sun, taking on orange tones in the North during winter. Resistant to Passalora/Cercospora needle blight. Mature size 4-6' height and 3-4' width. Zone(s) 4-8. 

**Planet Earth**® (*Thuja occidentalis* 'RutThu4') (PP#35297) – Moderate-growing with a perfectly rounded, dense form. Similar in size to Little Giant, but with better foliage density giving it a more formal look. No shearing needed. Takes on bronze tones in the winter in colder climates. Resistant to Passalora/Cercospora needle blight. Mature size 3-5' height and 3-5' width. Zone(s) 4-8. 



**Tall Guy**<sup>®</sup> (*Thuja occidentalis* 'RutThu5') (PP#35180) – Moderate to fast-growing with a columnar shape. Better production value than Emerald ('Smaragd') because Tall Guy<sup>®</sup> can be produced with a single liner. Plants mature better with a single leader, whereas Emerald typically has multiple leaders and develops gaps. Resistant to Passalora/Cercospora needle blight. Mature size 8-12' height and 2-3' width. Zone(s) 4-8.

FIRST  
EDITIONS

## AUCUBA

**Gold Dust** (*Aucuba japonica* 'Variegata') – Evergreen, bushy shrub with bold foliage and upright stems. Attractive leaves are a glossy, dark-green with gold speckles (dust). Great for adding color to shady areas. Grow in well-drained soil. Mature size 4-6' height and 3-5' width. Zone(s) 7-10. **Oasis**

## AZALEA

**Amagasa** (*Rhododendron x satsuki* 'Amagasa') – Smaller-growing Satsuki evergreen azalea, 2' height. Vivid orange-red blooms late spring to early summer. Prefers partial shade and well-drained acidic soil. Mature size 2' height and 3' width. Zone(s) 6-9.

**Chinzan** (*Rhododendron x satsuki* 'Chinzan') – Satsuki hybrid with low, mounding growth habit. Deep-pink blooms with dark blotch appear in spring. Mature size 18-24" height and 3' width. Zone(s) 6-9.

**Conversation Piece** (*Rhododendron x robin hill* 'Conversation Piece') – Medium Robin Hill evergreen azalea with 2-3' potential height. Blooms a mixture of pink, lavender and white. This variety is a twice-bloomer with a more prominent showing in the spring. Prefers partial shade and well-drained acidic soils. Mature size 2-3' height and 2-3' width. Zone(s) 6-9.

**Encore<sup>®</sup> Autumn Amethyst<sup>™</sup>** (*Rhododendron x* 'Conlee') (PP#10567) – Dark-lavender blooms, lustrous green summer foliage and attractive purple winter foliage. Shown to be one of the most cold hardy of the Encore<sup>®</sup> line. Mature size 4' height and 4' width. Zone(s) 6-10.

**Encore<sup>®</sup> Autumn Angel<sup>™</sup>** (*Rhododendron x* 'Robleg') (PP#15227) – Pure-white flowers that appear iridescent along with the glossy, deep-green foliage makes this variety a wonderful addition to any garden. Mature size 3' height and 3' width. Zone(s) 7-10.

**Encore<sup>®</sup> Autumn Bonfire<sup>™</sup>** (*Rhododendron x* 'Robleza') (PPAF) – Fast-growing dwarf azalea that glows with numerous, true-red, semi-double and single blooms in spring, summer and fall. Mature size 3.5' height and 2.5' width. Zone(s) 6-10.

**Encore<sup>®</sup> Autumn Bravo<sup>™</sup>** (*Rhododendron x* 'Conlen') (PP#11628) – Blazing-red blooms contrast nicely with the dark-green foliage putting on quite a show. Mature size 4' height and 4.5' width. Zone(s) 6-9.

**Encore<sup>®</sup> Autumn Carnation<sup>™</sup>** (*Rhododendron x* 'Roblec') (PP#15339) – Dark-green summer foliage and bronze winter foliage. Semi-double pink flowers to 2.5" across. Nice background plant. Mature size 4.5' height and 4' width. Zone(s) 6-10.

**Encore<sup>®</sup> Autumn Cheer<sup>™</sup>** (*Rhododendron x* 'Conlef') (PP#10579) – A perfect variety for small areas of the landscape. Compact, dwarf habit and single, bright-pink blooms a little more than an inch across. Mature size 3' height and 3.5' width. Zone(s) 6-10.

**Encore<sup>®</sup> Autumn Coral<sup>™</sup>** (*Rhododendron x* 'Conled') (PP#10568) – Soft coral-pink flowers dotted with bright-fuchsia center makes this variety great as a foundation plant. Mature size 2.5' height and 3' width. Zone(s) 7-10.

**Encore<sup>®</sup> Autumn Embers<sup>™</sup>** (*Rhododendron x* 'Conleb') (PP#10581) – Autumn Embers deep orange-red blooms make a colorful statement in any landscape. Mature size 3' height and 3.5' width. Zone(s) 6-10.

**Encore<sup>®</sup> Autumn Empress<sup>™</sup>** (*Rhododendron x* 'Conles') (PP#12109) – This Encore<sup>®</sup> Azalea variety has dense dark-green foliage that contrasts nicely with the medium-pink blooms. Autumn Empress is also a good choice for planting around the foundation. Mature size 4' height and 3' width. Zone(s) 6-10.

**Encore<sup>®</sup> Autumn Fire<sup>™</sup>** (*Rhododendron x* 'Roblix') (PPIP) – New introduction with a dwarf form and rich, red blooms that are 2-3 inches across. Increased cold hardiness. Mature size 2.5' height and 3' width. Zone(s) 6-10.

**Encore<sup>®</sup> Autumn Ivory<sup>™</sup>** (*Rhododendron x* 'Roblev') (PP#25046) – A compact grower that bursts with masses of bright white flowers in spring, summer and fall. Its smaller size is perfect for containers and foundation plantings. Mature size 2.5' height and 3' width. Zone(s) 7-10.

**Encore<sup>®</sup> Autumn Lilac<sup>™</sup>** (*Rhododendron x* 'Robles') (PP#22762) – Autumn Lilac's rich, lavender blooms are accented with darker purple freckles and stand out against its rich, evergreen foliage. Autumn Lilac was bred for its cold hardy tendencies and selected for its rounded growth habit. Mature size 3' height and 3.5' width. Zone(s) 6-10.

**Encore<sup>®</sup> Autumn Lily<sup>™</sup>** (*Rhododendron x* 'Roblex') (PP#25073) – Robust and upright form with white blooms that may have an occasional purple stripe. Perfect for mass and foundation plantings. One of the most cold hardy of the Encore<sup>®</sup> Azaleas. Mature size 4.5' height and 4' width. Zone(s) 6-10.

**Encore® Autumn Majesty™** (*Rhododendron* x 'Roblezd') (PP#32967) – Masses of petite, ruffled, semi-double, dark purple blooms in spring, summer and fall. Its evergreen foliage grows in a rounded, compact habit. Mature size 3' height and 3' width. Zone(s) 6-10.

**Encore® Autumn Moonlight™** (*Rhododendron* x 'Mootum') (PP#18416) – The beautiful, ruffled blooms of Autumn Moonlight are pure-white with yellow-dusted throats. A robust, upright-grower with light-green foliage, this variety is great for background plantings. Mature size 5' height and 4' width. Zone(s) 7-10.

**Encore® Autumn Rouge™** (*Rhododendron* x 'Conlea') (PP#10438) – With its beautiful dark-green foliage, upright growth and deep, red-pink blooms, Autumn Rouge is well-suited for backgrounds or hedges. Mature size 4' height and 4.5' width. Zone(s) 6-10.

**Encore® Autumn Royalty™** (*Rhododendron* x 'Conlec') (PP#10580) – A robust, upright variety with deep-green foliage and large, rich, purple blooms, Autumn Royalty was voted Azalea of the Year by the American Rhododendron Society. Mature size 4.5' height and 4' width. Zone(s) 6-10.

**Encore® Autumn Ruby™** (*Rhododendron* x 'Conler') (PP#12110) – A perfect variety for small areas of the landscape or even containers. Compact, dwarf habit and single, bright-red blooms a little more than an inch across. Good cold tolerance. Mature size 2.5' height and 3' width. Zone(s) 6-10.

**Encore® Autumn Sangria™** (*Rhododendron* x 'Roblee') (PP#15077) – With one of the largest blooms in the Encore® Azalea collection, an especially dense growth habit and a gorgeous dark-pink and green color combination, Autumn Sangria is well suited as a specimen or a foundation planting. Mature size 4.5' height and 4' width. Zone(s) 6-10.

**Encore® Autumn Starburst®** (*Rhododendron* x 'Robleze') (PP#32506) – Produces bicolor coral pink blossoms with bold white margins. The largest flush of blooms will be in spring and it will rebloom in summer and fall. Mature size 3' height and 3-4' width. Zone(s) 6-10.

**Encore® Autumn Sunburst™** (*Rhododendron* x 'Roblet') (PP#12110) – One of the newest Encore® Azaleas, with a compact habit and profuse blooms. Its unique, single to semi-double flowers are coral-pink with white, ruffled edges that contrast nicely with the dark-green foliage. Mature size 3' height and 3.5' width. Zone(s) 6-10.

**Encore® Autumn Sundance™** (*Rhododendron* x 'Roblef') (PP#16184) – Deep-pink blooms contrast with the rich, green foliage in the blooming months. Foliage turns reddish in winter for additional interest. Mature size 3.5' height and 4' width. Zone(s) 6-10.

**Encore® Autumn Sunset™** (*Rhododendron* x 'Roblen') (PP#16248) – The blooms of this Encore® variety pay homage to the vivid orange-reds of spectacular sunsets. With its deep-green foliage, Autumn Sunset makes a significant color impact in any garden setting. Mature size 3' height and 3.5' width. Zone(s) 6-10.

**Encore® Autumn Twist™** (*Rhododendron* x 'Conlep') (PP#12133) – Amidst the unique white and purple striped blooms, a completely purple bloom will appear occasionally. Autumn Twist's unique color pattern makes this variety festive. Mature size 4.5' height and 4' width. Zone(s) 6-10.

**Fashion** (*Rhododendron* x *glen dale* 'Fashion') – Medium to large evergreen azalea. Prolific, small, salmon-colored blooms in both spring and fall. Beautiful maroon to bronze foliage in winter months. Mature size 2-4' height and 3-5' width. Zone(s) 6-9.

**Formosa Lavender** (*Rhododendron simsii* 'Formosa Lavender') – Large Indica evergreen azalea. Profuse lavender blooms early to mid spring. Prefers partial shade and well-drained acidic soils. Mature size 6-8' height and 5-6' width. Zone(s) 8-9.

**Formosa Red** (*Rhododendron simsii* 'Formosa Red') – Large red-blooming Indica azalea. Prefers partial shade and well-drained acidic soil. Not quite as cold hardy as most Indica azaleas. Mature size 2-4' height and 3-5' width. Zone(s) 6-9.

**G. G. Gerbing** (*Rhododendron* x *indica* 'G.G. Gerbing') – Large Indica evergreen azalea. Beautiful pure-white blooms in spring. Prefers partial shade and well-drained acidic soil. Mature size 6-8' height and 4-6' width. Zone(s) 7-9.

**George Taber** (*Rhododendron* x *indica* 'George L. Taber') – Large Indica evergreen azalea. Light-orchid blooms with rose-pink throats. Blooms in spring only. Prefers partial shade and well-drained acidic soil. Mature size 6-8' height and 4-6' width. Zone(s) 8-9.

**Hardy Gardenia** (*Rhododendron* x *linwood* 'Hardy Gardenia') – This Linwood hybrid is a spring and fall-blooming, low-mounding azalea with delicate, double, white flowers. Prefers partial shade and moist, well-drained, acidic soil. Mature size 2-5' height and 3-5' width. Zone(s) 6-9.

**Judge Solomon** (*Rhododendron* x *indica* 'Judge Solomon') – Large Indica evergreen azalea. Prolific pink blooms early to mid spring. Prefers partial shade and well-drained acidic soil. Mature size 6-8' height and 6-8' width. Zone(s) 7-10.

**Pink Ruffles** (*Rhododendron* x *rutherfordiana* 'Pink Ruffles') – Medium to large evergreen azalea. This Rutherford hybrid produces beautiful pink blooms in the spring. Prefers partial shade and well-drained acidic soil. Mature size 2-4' height and 2-4' width. Zone(s) 7-10.



**Pride of Mobile** (*Rhododendron x indica* 'Pride of Mobile') – Large Indica evergreen azalea. Prolific rose-pink blooms early to mid spring. Prefers partial shade and well-drained acidic soil. Mature size 5-10' height and 7-12' width. Zone(s) 7-10.

**Red Ruffles** (*Rhododendron x rutherfordiana* 'Red Ruffles') – Medium-growing, evergreen azalea. Red blooms sporadically through the year with most blooms occurring in spring. Prefers partial shade and well-drained acidic soil. Mature size 2-4' height and 2-4' width. Zone(s) 8-9.

**Watchet** (*Rhododendron x robin hill* 'Watchet') – Smaller growing Robin Hill evergreen azalea, Light-pink blooms in both fall and spring. 2000 Louisiana Select winner. Prefers partial shade and well-drained acidic soil. Mature size 2-5' height and 3-5' width. Zone(s) 6-9.

#### BAMBOO HEDGE

**Chinese Goddess** (*Bambusa multiplex* 'Riviereorum') – Slow growing, clumping bamboo. Features small, bright green fern-like foliage. Prefers sun to part shade. Mature size 6-10' height and 6-8' width. Zone(s) 7-10.

**Multiplex** (*Bambusa* 'Multiplex') – Clumping medium height bamboo. Full sun to partial shade. Mature size 20-30' height and 4-6' width. Zone(s) 7-10.

#### BANANA SHRUB

**Skinneriana** (*Michelia figo* 'Skinneriana') - Improved variety of the common Banana Shrub. This cultivar is slightly more cold hardy and produces more prolific show of banana scented blooms in the spring. Prefers well-drained rich soils. Mature size 15-20' height and 8-12' width. Zone(s) 7-10.

#### BARBERRY

**Orange Rocket** (*Berberis thunbergii* 'Orange Rocket') (PP#18411) – Upright, narrow shrub. New spring foliage starts out a vibrant coral and ages to a ruby red that lasts into fall. Useful as a vertical element in borders, landscapes, or containers. Mature size 4' height and 18" width. Zone(s) 5-9.

#### BEAUTYBERRY

**American** (*Callicarpa americana*) – This superb shrub is valued for the late summer display of abundant, long lasting violet-purple berries that grow in clusters along the branches. New growth has exciting bronze tinge. Attracts birds. Mature size 3-9' height and 3-9' width. Zone(s) 7-11.

**Pearl Glam**® (*Callicarpa x 'NCCX2'*) (PP#28312) – Showy starting in spring, with dark purple foliage. Late summer brings white flowers that yield violet-purple berries by the hundreds. Upright habit makes this a space-saver. Mature size 4-5' height and 3-4' width. Zone(s) 5-9. **PW**

#### BIGNONIA

**Tangerine Beauty Crossvine** (*Bignonia capreolata* 'Tangerine Beauty') – Semi-evergreen vine. Bright-orange, trumpet-like flowers. Prefers sun or part shade. Blooms late winter to early spring and late summer to early fall. Mature size up to 30' height and width. Zone(s) 6-9. **Oasis**

#### BOTTLEBRUSH

**Better John**™ (*Callistemon viminalis* 'LJ1') – More densely set foliage than 'Little John' and featuring blue-green leaves that emerge with an attractive silver-colored tone. Eye-catching, bottle brush-like, bright-red flowers appear through summer. Mature size 2-4' height and width. Zone(s) 9-11.

**Crimson** (*Callistemon viminalis* 'Crimson') – Considered a small tree or large shrub. The narrow leathery leaves have a distinct citrus scent. Plump clusters of bristle-like, fuzzy, bright-red flowers in spring and sporadically through the summer. Mature size 8-10' height and 8-10' width. Zone(s) 8-10.

**Light Show**® Red (*Callistemon viminalis* 'LJ23') (PP#27547) – Striking red bottlebrush flowers appear early summer and last through fall. New growth is light green, darkening as it ages. Drought and salt tolerant. Mature size 2-3' height and 2-3' width. Zone(s) 8-10. Southern Living **Star**


**Little John** (*Callistemon citrinus* 'Little John') – Dwarf evergreen shrub with a dense, mounding growth habit and masses of bottlebrush-like, bright-red flowers from summer to fall. Excellent as a specimen or in the shrub border. Protected. Mature size 3' height and 5' width. Zone(s) 8-11. **Oasis**

**Upright** (*Callistemon rigidus*) – Dense evergreen shrub. Red bottlebrush-shaped flowers appear in late spring to summer. Attracts butterflies and birds. Use as specimen and border. Fertilize and prune for maximum flower show. Drought tolerant. Mature size 10-12' height and 6-8' width. Zone(s) 8-11. **Oasis**

#### BOXWOOD

**Little Missy** (*Buxus* 'Little Missy') (PP#24703) – Has smaller leaves than other boxwood and it maintains a very dense habit and glossy, lustrous foliage all year round. Distinct winter color and good disease resistance. Mature size 30" height and 3-4' width. Zone(s) 5-9. **star**

**Japanese** (*Buxus microphylla* var. *japonica*) – A small, rounded, evergreen shrub. Lustrous dark-green leaves make it a beautiful plant for use as foundation species. Heat and nematode resistance make for a great plant in the South. Mature size 5-6' height and 4-6' width. Zone(s) 6-9. **Oasis**

**Wintergreen** (*Buxus microphylla* 'Wintergreen') (var. koreana-form) – Large evergreen shrub used as foundation plant. Dark-green small leaves that keep color during summer and winter. Very cold hardy. Mature size 3-4' height and 3-5' width. Zone(s) 5-8.  **Oasis**


**BUTTERFLY BUSH** – Fast-growing deciduous shrub or small tree. Fragrant flowers appear in mid summer to early autumn attracting butterflies in large numbers. Relatively trouble free and very low maintenance. Tolerant of most soil conditions. Prefers full sun. Mature height of 10' with a mature spread of 4-6'. Zone 5-9.

**Black Knight** (*Buddleia davidii* 'Black Knight') – Dark purple to black tubular flowers with a red throat. Very fragrant long panicles. Mature size 6-8' height and 4-6' width. Zone(s) 5-9.  **Oasis**

**Flutterby Petite® Tutti Frutti** (*Buddleia* 'Podaras #13') (PP#22177) – A lower growing compact variety that features bright fuchsia-pink flowers and scented foliage. Blooms through the summer until first frost. Heat and drought tolerant. Propagation prohibited. Mature size 2-2.5' height and 2-2.5' width. Zone(s) 5-9.



**Nanho Blue** (*Buddleia alternifolia* 'Nanho Blue') – Light to medium blue flowers on panicles. More compact variety. Mature size 5-6' height and 3-5' width. Zone(s) 5-9.  **Oasis**

**Pink Delight** (*Buddleia davidii* 'Pink Delight') – Medium to deep pink flowers on panicles. Very fragrant. Mature size 6-8' height and 4-6' width. Zone(s) 5-9.  **Oasis**

**Pugster® Amethyst** (*Buddleia* x 'SMNBDL') (PP#30236) – Full sized flowers on a dwarf plant. Blooms non-stop from early summer through frost with amethyst-toned flowers, each with a tiny yellow-orange eye in the center. Mature size 2' height and 2' width. Zone(s) 5-9. **PW**

**Pugster® Blue** (*Buddleia* x 'SMNBDBT') (PP#28794) – Dwarf plant. Blooms non-stop from early summer through frost with true-blue flowers, each with a tiny yellow-orange eye in the center. Mature size 2' height and 2' width. Zone(s) 5-9. **PW**

**Pugster® Pinker™** (*Buddleia* x 'SMNBDB') (PP#33565) – Full sized flowers on dwarf plant. Blooms non-stop from early summer through frost with very rich pink flowers, each with a tiny bright orange eye in the center. Mature size 2' height and 2' width. Zone(s) 5-9. **PW**

**Pugster® Periwinkle** (*Buddleia* x 'SMNBDO') (PP#28796) – Smaller plant with normal-sized flowers. Each bloom is a full, dense cluster of soft purple and is sweetly fragrant. Mature size 2' height and 2' width. Zone(s) 5-9. **PW**

**White Profusion** (*Buddleia davidii* 'White Profusion') – Bright white flowers on long panicles. Also very fragrant, showy variety. Mature size 6-8' height and 6-8' width. Zone(s) 5-11.  **Oasis**

## BUTTONBUSH


**Fiber Optics®** (*Cephalanthus occidentalis* 'Bailoptics') (PP#29475) – A more compact form reaching only 5-6' in height. Creamy-white, button-like blooms appear in late summer. Glossy, bright-green foliage. Excellent for areas of the landscape that are constantly moist. Mature size 5-6' height and 5-6' width. Zone(s) 4-9.

FIRST  
EDITIONS  
SHRUBS & TREES

## CAMELLIA


**Taylor's Perfection** (*Camellia* x 'Taylor's Perfection') – Dark-green leaves make a nice backdrop for the exquisite, semi-double, light-pink flowers. The stamens (in the flower's center) are prominent and add to the sculpted effect. This evergreen shrub blooms in winter-early spring. Mature size 6-8' height and 6-8' width. Zone(s) 7-9.


**CAMELLIA ACKERMAN HYBRIDS** – Camellia hybrid developed for cold hardiness. Evergreen foliage with flowers produced in the fall, late winter or spring. Foliage similar to *Camellia sasanqua*. Useful for screening, informal hedging, and espaliers. Prefers partial shade and well-drained acidic soil.


**Winters Star** (*Camellia oleifera* 'Winter's Star') (PP#116247) – Upright habit with single, light-lavender-pink flowers and gold stamens. An evergreen, fall-bloomer that makes an excellent hedge in shady locations. Mature size 10' height and 10' width. Zone(s) 7-9.  **Oasis**


## CAMELLIA HIEMALIS



**Kanjiro** (*Camellia hiemalis* 'Kanjiro') – Upright growth habit with semi-double, rose-pink blooms with gold stamens. Mature size 10-12' height and 8-10' width. Zone(s) 7-9.  **Oasis**

**Shishigashira** (*Camellia hiemalis* 'Shishigashira') – Dense growing medium height *sasanqua* with semi-double rose-red flowers. Mature size 4-5' height and 6-8' width. Zone(s) 7-9.  **Oasis**


**CAMELLIA JAPONICA** – Slow growing evergreen with glossy, dark-green foliage. Produces flowers up to 5" in diameter, and resemble a rose. Flowers in late winter to early spring. Can reach a height of 20 ft. Prefers sun to part shade. Zone 6-9.  **Oasis**


**Black Magic** (*Camellia japonica* 'Black Magic') – Glossy, semi-double, deep-red flowers with wavy petals that bloom in the spring. Unusual, holly-like serrated foliage adds interest. An upright, spreading growth habit. Great in containers or mixed in the shrub border. Mature size 8-12' height and 6-10' width. Zone(s) 7-9.  **Oasis**

**Dr. Tinsley** (*Camellia japonica* 'Dr. Tinsley') – Upright to spreading shrub with white-flushed, pale pink semi-double blooms. Mature size 6-8' height and 8-10' width. Zone(s) 7-9.  Oasis


**Early Wonder**<sup>®</sup> (*Camellia japonica* 'Early Autumn') – Lush green foliage has year-round appeal and is a great backdrop to the lavender-rose, formal, double blooms that appear early in the season. Mature size 6-8' height and 8-10' width. Zone(s) 7-9.  Oasis 


**Junior Miss** (*Camellia japonica* 'Junior Miss') – Produces mildly fragrant, medium-sized, semi-double, blush-pink to deep-pink flowers, often with pink edges, that bloom in spring. A vigorous, upright shrub with large, glossy dark-green foliage. Mature size 6-7' height and 6-8' width. Zone(s) 7-10.  Oasis


**La Peppermint** (*Camellia japonica* 'La Peppermint') – Medium-sized, spreading evergreen shrub with a profusion of 3" wide blooms that are white with streaks of red. Blooms appear mid to late season. Mature size 10-12' height and 10-12' width. Zone(s) 7-9.  Oasis


**Pink Perfection** (*Camellia japonica* 'Pink Perfection') – The dark-green foliage is a perfect contrast to the full, clear, vibrant-pink, fragrant blooms. A spectacular showing of flowers in spring. Used as a specimen or focal plant in the garden or may be planted as a hedge. Mature size 6-8' height and 8-10' width. Zone(s) 7-9.  Oasis

**Professor Sargent** (*Camellia japonica* 'Professor Sargent') – Upright to rounded growing evergreen shrub with a profusion of large, peony-form deep-red blooms. Blooms appear mid to late season. Mature size 8-12' height and 6-10' width. Zone(s) 7-9.  Oasis

**Sea Foam** (*Camellia japonica* 'Sea Foam') – Medium to large, formal, pure-white double flowers in late fall to early winter. A vigorous, upright evergreen shrub with glossy, deep-green leaves that contrast dramatically with blooms. Mature size 10-15' height and 6-10' width. Zone(s) 7-9.  Oasis

**Tricolor Perfecta** (*Camellia japonica* 'Tricolor Perfecta') – Striking, semi-double white flowers flushed with pink and accented by red stripes. A vigorous, evergreen shrub with a very compact growth habit. Mature size 6-10' height and 4-6' width. Zone(s) 7-9.  Oasis


**White By The Gate** (*Camellia japonica* 'White By The Gate') – A densely branched evergreen shrub with glossy, deep-green leaves. Pure-white, perfectly formed double blooms are produced continually during the season. Mature size 10-12' height and 6-8' width. Zone(s) 7-9.  Oasis

**CAMELLIA SASANQUA** – Dark-green shiny evergreen foliage, smaller than *Camellia Japonica*. Flowers heavily produced in fall and early winter. Vary in form from upright and densely bushy to spreading. Useful for screening in formal hedging and espaliers. Prefers partial shade and well-drained acidic soil. Zone 7-9.  Oasis



**Christmas Carol**<sup>™</sup> (*Camellia sasanqua* 'Green J-039') – Red, bell-shaped flowers with white edges bloom autumn through Christmas. Semi-weeping growth habit. Mature size 5-7' height and 3-5' width. Zone(s) 7-9.  Oasis 



**Maidens Blush** (*Camellia sasanqua* 'Maiden's Blush') – Upright growth habit with single blush pink blooms. Mature size 8-10' height and 10-12' width. Zone(s) 7-9.  Oasis



**Mine-no-Yuki** (*Camellia sasanqua* 'Mine-no-Yuki') – Semi-upright medium height sasanqua with semi-double creamy white flowers. Mature size 6-8' height and 6-8' width. Zone(s) 7-9.  Oasis

**Pink Snow** (*Camellia sasanqua* 'Pink Snow') – Produces pink semi-double blooms. Individual blooms are smaller, 3-4" across, than those of other camellias, but they are far more numerous. Mature size 10-12' height and 8-10' width. Zone(s) 7-9.  Oasis


**October Magic<sup>®</sup> Crimson N Clover**<sup>™</sup> (*Camellia sasanqua* 'Green 08-052') (PP#30386) – Enjoy rich, true crimson blooms for an extended period each fall. This fast-growing upright shrub boasts lush, dark green foliage with reddish new growth. Mature size 8-10' height and 5-6' width. Zone(s) 7-9.  Oasis 

**October Magic<sup>®</sup> Orchid**<sup>™</sup> (*Camellia sasanqua* 'Green 94-035') (PP#20465) – Shrub with a profusion of semi-double, white to blush-pink flowers during the season. Mature size 4-5' height and 3-4' width. Zone(s) 7-9.  Oasis 

**October Magic<sup>®</sup> Ruby**<sup>™</sup> (*Camellia sasanqua* 'Green 02-003') (PP#24538) – Dense, semi-dwarf growth habit. Blooms heavily throughout fall. Small Christmas-red, fully double blooms decorate the deep olive-green, super-glossy foliage on this compact plant. Mature size 3-4' height and 4-5' width. Zone(s) 7-9.  Oasis 

**October Magic<sup>®</sup> White Shi-Shi**<sup>™</sup> (*Camellia sasanqua* 'Green 02-004') (PP#27553) – Bushy, spreading habit similar to the well-known 'Shishigashira'. Porcelain-white, formal double flowers provide a graceful display at a time of the year when fewer trees and shrubs are blooming. Mature size 3-4' height and 3-4' width. Zone(s) 7-9.  Oasis 

**Sparkling Burgundy** (*Camellia sasanqua* 'Sparkling Burgundy') – Upright to spreading shrub. Deep purplish-red blooms. Mature size 6-8' height and 5-7' width. Zone(s) 7-9.  Oasis

**Susy Dirr** (*Camellia sasanqua* 'Susy Dirr') (PP#24888) – Named in honor of the late daughter of plantsman Dr. Michael Dirr. Numerous bubble-gum pink blooms put on quite a show. Upright, dense growth habit. Mature size 8-12' height and 5-7' width. Zone(s) 7-9.  Oasis

**CAMELLIA SINENSIS**

**Tea Plant** (*Camellia sinensis*) – Smaller, narrower leaves especially preferred for making green and black teas. Excellent hedge or container plant. Mature size 10-15' height and 10-15' width. Zone(s) 7-9.  Oasis


**CAMELLIA VERNALIS**


**Yuletide** (*Camellia vernalis* 'Yuletide') – Upright growing sasanqua with single bright-red flowers. Prefers partial shade and well-drained soil. Mature size 8-10' height and 8-10' width. Zone(s) 7-9.  Oasis


**CHERRY LAUREL**


**Compact** (*Prunus caroliniana* 'Compacta') – Compact form with dark, glossy green foliage and white flower spikes followed by black fruit. Good hedge or screen. Easily pruned to desired shape. Mature size 8-10' height and 6-8' width. Zone(s) 8-10.

**CLEYERA**

**Bigfoot™** (*Cleyera japonica* 'Sotall') (PP#13680) – Bigfoot is a significant improvement over disease-prone photinia, unruly elaeagnus, messy ligustrum, and tired viburnum. Responds well to pruning and shearing, and performs well in sun or shade. Large, glossy, bright green leaves stay attractive year round. Instant privacy never looked this good. Mature size 15-20' height and 5-6' width. Zone(s) 7-10. 

**Bronze Beauty™** (*Cleyera japonica* 'Conthery') (PP#11735) – “Honey, it ate the house!” will never be heard again once you plant Bronze Beauty. This well-behaved, compact evergreen makes it great for low hedges and foundation plantings. Glossy, bronze new growth. Plant it in either sun or shade and put your pruners away. Mature size 8-10' height and 5-6' width. Zone(s) 7-11. 

**Japanese** (*Cleyera japonica*) – An upright, broadleaf evergreen shrub or small tree. New growth is often bronze or reddish colored, maturing to lustrous medium to dark-green. Mature size 12-14' height and 5-6' width. Zone(s) 7-11.  Oasis

**LeAnn™** (*Cleyera japonica* 'Contherann') (PP#11737) – The leaves of LeAnn emerge beautiful maroon in spring, change to dark-green in summer, and then turn maroon again in fall and winter! This trouble-free evergreen likes sun or shade. It makes a great medium-size hedge or screen and never gets ugly leaf spot. Mature size 10-12' height and 6-7' width. Zone(s) 7-10. 

**CRYPTOMERIA**

**Globosa Nana** (*Cryptomeria japonica* 'Globosa Nana') – Low-growing dense evergreen shrub. Dark-green foliage may turn bronze to red in very cold winters. Prefers full sun and well-drained acidic soil. Mature size 2-4' height and 3-4' width. Zone(s) 5-7.

**Dragon Prince™** (*Cryptomeria japonica* 'Spg-3-014') - Rounded, compact habit and stiff, light-green foliage. Excellent as a landscape specimen or in a small landscape. Mature size 2-3' height and 3-4' width. Zone(s) 6-9. 

**CYPRESS**


**Arizona** (*Cupressus arizonica* 'Carolina Sapphire') – Beautiful cypress evergreen that is uniquely its own. Foliage color is silvery-blue. Useful as a screen, specimen, Christmas tree. Prefers full sun and a well-drained soil, drought tolerant. Mature size 50-60' height and 25-30' width. Zone(s) 5-11.  Oasis

**Italian** (*Cupressus sempervirens*) - Narrow column form. Medium-sized tree with upright branching and a narrow, columnar form. Foliage colors range from dark-green to rich, blue-green. Spectacular for the garden or patio. Mature size 40' height and 4-6' width. Zone(s) 7-10.  Oasis

**Leyland** (*x Cupressocyparis leylandii*) – Eyecatching, pyramidal, evergreen tree has compact, upright branches. Very adaptable tree grows well in most conditions. Has flattened sprays of soft, attractive green foliage that can withstand heavy pruning. Mature size 40-60' height and 20-25' width. Zone(s) 6-10.

**Pauls Gold®** (*Chamaecyparis pisifera*) – A heat tolerant conifer with cascading golden evergreen foliage for year round interest. Perfect choice for borders. Mature size 5' height and 6' width. Zone(s) 5-8. 

**DISTYLIUM**

**Cast in Bronze®** (*Distylium hybrid* 'BLDY02') (PP#32785) – Showy, bronzy-maroon new growth matures to shiny, dark green. Cast in Bronze is a moderate to fast growing, upright, rounded evergreen shrub. Mature size 3-4' height and 3-4' width. Zone(s) 7-9. 

**Cinnamon Girl®** (*Distylium* 'PIIDIST-V') (PP#27631) – A mounding selection from Plant Introductions, Inc. with small, narrow and fine-textured foliage that emerges with a blue-purple tint. A different texture than PII's other Distylium introductions. Mature size 2-3' height and 3-4' width. Zone(s) 7-9.

**Coppertone™** (*Distylium* 'PIIDIST-III') (PP#25304) – A mid-sized spreading to rounded evergreen with coppery-red new foliage that matures to blue-green. Petite red flowers appear in the winter. Tolerates drought, heat, wet soil and displays exceptional resistance to disease and insects. This adaptable plant is a good alternative for boxwood, cherry laurel, holly and juniper. Mature size 3-4' height and 4-5' width. Zone(s) 7-9.

**Jewel Box™** (*Distylium hybrid* 'BLDY01') – Attractive, soft, blue-green fine textured foliage with a compact, rounded habit makes Jewel Box a great alternative to Boxwood or Holly. Mature size 2-3' height and 3-4' width. Zone(s) 7-9. 

FIRST  
EDITIONS  
SHRUBS & TREES

FIRST  
EDITIONS  
SHRUBS & TREES

**Linebacker™** (*Distylium* 'PIIDIST-IV') (PP#25984) – Compact, upright evergreen that matures into an excellent screening and hedge plant. Reddish new growth turns a lustrous dark-green. Petite red flowers appear in the winter. Tolerates drought, heat, wet soil and displays exceptional resistance to disease and insects. This adaptable plant is a good alternative for boxwood, cherry laurel, holly and juniper. Excellent large foundation plant or hedge. Mature size 8-10' height and 6-8' width. Zone(s) 7-9. FIRST EDITIONS SHRUBS & TREES

**Swing Low®** (*Distylium* 'PIIDIST-VI') (PP#29779) – Low-growing at 2-3' height and prostrate. Compact and dense with dainty blue-green leaves on horizontal branches. A perfect evergreen for grouping and massing. Grows well in wet or dry soil and is very heat tolerant. Disease and insect resistant. Mature size 2-3' height and 4-6' width. Zone(s) 7-9. FIRST EDITIONS SHRUBS & TREES

**Vintage Jade** (*Distylium* 'Vintage Jade') (PP#23128) – Low-growing, spreading evergreen shrub with dark-green foliage. Eventually forms a low mound of foliage. Reddish flowers bloom in winter. Tolerates drought, heat, wet soil and displays exceptional resistance to disease and insects. This adaptable plant is a good alternative for boxwood, cherry laurel, holly and juniper. Mature size 3-4' height and 4-5' width. Zone(s) 7-9. FIRST EDITIONS SHRUBS & TREES

**ELAEAGNUS, EBBINGEI** (*Elaeagnus ebbingei*) – Semi-evergreen, evergreen in mild climates. Interesting leaves are glossy, dark-green above and silvery underneath. Blooms in the fall with white, fragrant flowers. Not as wild or woolly as *E. pungens*. Good choice for the landscape as a fast-growing hedge or screen. Mature size 10' height and 10' width. Zone(s) 7-11. Oasis

#### FATSHEDERA

**Angyo Star** (*X Fatshedera lizei* 'Angyo-Star') – Vining evergreen with variegated foliage. Leaves are large and deeply lobed, rich green with wide, creamy-white border. It offers year round interest and is well-suited to container plantings or a trellis covering. Mature size 5-6' height and 4-5' width. Zone(s) 7-9. Southern Living PLANT COLLECTION

#### FATSIA

**Japonica** (*Fatsia japonica*) – Grown for the very large, maple shaped, heavily lobed foliage. A terminal stalk with ball shaped cluster of white flowers appear in late fall. A very nice contrasting plant for the landscape. Mature size 3-6' height and 3-6' width. Zone(s) 8-10.

**Spiders Web** (*Fatsia japonica* 'Spider's Web') – Rare evergreen has white splashing and dotting on broad, palmate leaves. The variegation changes with the seasons and as the plant ages. Mature size 4-5' height and 3-5' width. Zone(s) 8-10. Southern Living PLANT COLLECTION

**FORSYTHIA 'SPECTABILIS'** (*Forsythia x intermedia* 'Spectabilis') – Called Showy Border Forsythia. Vigorous deciduous shrub with rich bright yellow flowers. Standard among forsythias. Medium fast rate of growth. Very early spring flowering. Mounding to rounded form with arching canes. Tolerant of most soil conditions. Full sun to maximize blooms. Prune after flowering. Use in groupings and borders. Mature size 8-10' height and 8-10' width. Zone(s) 5-9. Oasis

**FOTHERGILLA, MOUNT AIRY** (*Fothergilla gardenii* 'Mount Airy') – Fragrant white bottlebrush flowers in spring. The dark-blue-green leaves give way to colorful fall foliage. A great upright shrub for the woodland garden. Mature size 5-6' height and 5-6' width. Zone(s) 4-9.

#### GARDENIA

**August Beauty** (*Gardenia jasminoides* 'August Beauty') – Lovely, dense, round, evergreen shrub. Beautiful, lustrous, dark-green leaves provide a great backdrop for large, double-white flowers with heavenly fragrance. Heavy flowering from May thru October. Mature size 4-6' height and 3-4' width. Zone(s) 8-11.

**Buttons** (*Gardenia jasminoides* 'Buttons') (PP#24229) – Low-growing gardenia with abundant, 2" flowers that have a button-like center. Extremely fragrant and heat-tolerant. Great in containers or foundation plantings. Mature size 18-24" height and 3' width. Zone(s) 7-10. star ROSE & FRUIT


**Diamond Spire®** (*Gardenia hybrid* 'Leefive') (PP#32516) – Produces fragrant, single white blossoms late spring through fall on a truly unique upright habit. Excellent exclamation point for container plantings. Mature size 3-4' height and 2' width. Zone(s) 7-10. Southern Living PLANT COLLECTION

**Double Mint** (*Gardenia jasminoides* 'Double Mint') (PP#23507) – Very compact habit with double flowers with a heavenly fragrance. Blooms in spring with re-bloom in summer and fall. Good for limited space areas. Mature size 3' height and 3' width. Zone(s) 7-9. FIRST EDITIONS SHRUBS & TREES

**Frost Proof** (*Gardenia jasminoides* 'Frost Proof') – Reported to be more cold hardy than 'Radicans'. Low-growing, mounding shrub. White, creamy, fragrant flowers in early summer. Prefers full sun to partial shade and well-drained acidic soil. Mature size 3-4' height and 3-6' width. Zone(s) 7-10.


**Hardy Daisy** (*Gardenia jasminoides* 'Daisy') – Great choice in a compact form. Flat-faced, single, fragrant, white flowers that age to an elegant yellow. The single form gardenias are more cold hardy than double forms, allowing one to enjoy them for longer periods of time. Mature size 3-4' height and 3-4' width. Zone(s) 7-10.

**Jubilation™** (*Gardenia jasminoides* 'Leeone') (PP#21983) – A charming improvement on a southern favorite, Jubilation grows compactly and sports double-white flowers through summer and fall. Mature size 3-4' height and 3-4' width. Zone(s) 7-10. Southern Living PLANT COLLECTION


**Radicans** (*Gardenia jasminoides* 'Radicans') – Handsome, small-leaved selection grows 2 1/2' tall and 4' wide. Small, lustrous, dark-green leaves provide a perfect background for the fragrant, double-white flowers. Great way to enjoy gardenias in a small size. Mature size 2' height and 3-4' width. Zone(s) 7-10. 

## GRASS, ORNAMENTAL


**Fountain, Dwarf** (*Pennisetum alopecuroides* 'Hameln') – Deciduous. Dark-green in the summer and golden-russet in fall. Flower is a buff to maroon plume that appears in late summer to early fall. Great choice for border and massing use. Mature size 2-3' height and 1-2' width. Zone(s) 4-11.

**Maiden** (*Miscanthus sinensis* 'Gracillimus') – Spectacular 5-7' plumes. Rounded, clump form with graceful arching and narrow foliage. Green in the summer and a golden-yellow shade in the fall make for great landscape use. Mature size 6-8' height and 3-5' width. Zone(s) 4-9. 


**Maiden, Dwarf** (*Miscanthus sinensis* 'Adagio') – Petite version of Maiden Grass with white mid-rib on blade. Great green color in the summer and beautiful gold in the fall. Blooms in August. Mature size 3-4' height and 3' width. Zone(s) 5-9. 

**Maiden, Variegated** (*Miscanthus sinensis* 'Variegatus' also known as Japanese Silver Grass) – Arching habit makes this graceful, clump-forming grass unique. White-striped, green foliage and red tinted flowers are eye-catching. Plumes in mid-September. Mature size 2-3' height and 3-4' width. Zone(s) 4-9. 

**Muhly** (*Muhlenbergia capillaris*) – Produces showy, delicate-pink flowers in late summer and fall that look like pink clouds held above the foliage. Sun to part shade. Mature size 3-4' height and 4-5' width. Zone(s) 6-9. 


**Pampas** (*Cortaderia selloana*) – Evergreen foliage accentuates showy, white plumes that make this grass spectacular. Forms 8-10' large, upright, arching clump that is great for yard use, especially driveway. Plumes in late summer to fall that last for a long time. Mature size 5-10' height and 5-10' width. Zone(s) 7-11. 

**Purple Fountain** (*Pennisetum setaceum* 'Rubrum') – Neat, rounded clumps on grass-like foliage. Reddish-brown coloring to the outer blades. Rose-red plumes on 4' stalks. Blooms summer to fall. Mature size 2-4' height and 2-3' width. Zone(s) 8-11. 

**Zebra** (*Miscanthus sinensis* 'Zebrinus') – Medium to large ornamental grass. Dark-green foliage with bands of pale yellow variegation. Silvery white plumes in the fall. Prefers full sun and well-drained soils. Mature size 4-7' height and 3-5' width. Zone(s) 4-9. 


## HAWTHORN


**Eleanor Tabor** (*Raphiolepis indica* 'Eleanor Tabor') – Mounding pink hawthorn reportedly disease resistant. Low maintenance. Blooms are pink and foliage is olive green. Mature size 4' height and 3' width. Zone(s) 7-10. 


**Snow White** (*Raphiolepis indica* 'Snow White') – A compact, disease resistant evergreen shrub. One of the most popular landscape shrubs. Dwarf form with spreading habit. Pure-white flowers from early spring into summer. Mature size 3-6' height and 3-6' width. Zone(s) 7-11. 

## HIBISCUS


**Confederate Rose** (*Hibiscus mutabilis*) – Large vibrant red single blooms throughout summer. Attractive bushy perennial or deciduous shrub with large rich green foliage through fall. Mature size 8-12' height and 8' width. Zone(s) 7-9.

**Head Over Heels® Adore** (*Hibiscus moscheutos* 'RutHib3') (PPAF) – Shrubby perennial. Large, pink flowers open slightly later than other varieties in the series, extending the color into the fall season. Burgundy foliage. Mature size 3' height and 4' width. Zone(s) 4-10. 


**Head Over Heels® Blush** (*Hibiscus moscheutos* 'RutHib1') (PP#30824) – Perennial. Large, blush pink blooms all summer against burgundy foliage. Mature size 3' height and 4' width. Zone(s) 4-10. 

**Head Over Heels® Passion** (*Hibiscus moscheutos* 'RutHib2') (PP#30853) – Perennial. Large, bright pink blooms all summer against deep burgundy foliage. Mature size 3' height and 4' width. Zone(s) 4-10. 

## HOLLY

**Burford** (*Ilex cornuta* 'Burfordii') – Lustrous, dark-green leaves and smooth-gray bark. Considered a densely rounded shrub about 10-15' in height but can be developed into a dense, tree that can be legged up to show off beautiful bark. Abundant, bright-red fruit is shown off wonderfully against dark-green leafy background. Mature size 15-25' height and 15-25' width. Zone(s) 7-9. 

**Burford, Dwarf** (*Ilex cornuta* 'Burfordii nana') – The petite version of the Burfordii, this cultivar is great for smaller landscapes. Fast-growing with lustrous, dark-green leaves and beautiful red fruit. Easily maintained with proper pruning. Mature size 10' height and 8' width. Zone(s) 7-9. 


**Carissa** (*Ilex cornuta* 'Carissa') – Waxy, dark-green, convex leaves on a dense growing, compact shrub. A delightful alternative to the common everyday holly. A compact shrub that has many landscape uses. Mature size 3-4' height and 3-4' width. Zone(s) 7-9. 




**Compacta** (*Ilex crenata* 'Compacta') – Leaves are a lustrous, dark-green color. Compact with a globose, ball-like form. Great for walkways, gardens, flowerbeds, and most any other landscape uses. Mature size 6-8' height and 6-10' width. Zone(s) 6-8.

**Eagleston** (*Ilex x attenuata* 'Eagleston') – A Dahoon and American Holly hybrid. An evergreen that is grown as a large shrub or small tree, with a pyramidal growth habit. Shiny leaves with soft spines that are accented in the fall with clusters of bright red berries. Mature size 15-20' height and 12-14' width. Zone(s) 6-9.


**East Palatka** (*Ilex x attenuata* 'East Palatka') – Large pyramidal evergreen shrub or small tree. Dark-green, toothed leaves. Red berries are produced for a special winter effect. An excellent landscape specimen or accent plant. Mature size 30-45' height and 10-15' width. Zone(s) 7-9.


**Foster** (*Ilex x attenuata* 'Fosteri') – This slow growing holly can grow up to 20-30'. Pyramidal, evergreen tree has spiny, glossy green leaves. Produces bright-red berries if pollinated by a male holly. Mature size 20' height and 12' width. Zone(s) 6-9. 


**Helleri** (*Ilex crenata* 'Helleri') – Most widely planted cultivar. Dwarf, mounded, and compact form associated with traditional southern gardens and yards. Needs full sun and winter protection in northern areas. Mature size 3-6' height and 5-8' width. Zone(s) 5-8.


**Liberty™** (*Ilex x* 'Liberty') (PP#12009) – Darkest green holly in cultivation today. The foliage is large and serrated. Its form is upright and pyramidal. Use this holly for screening, hedging or as a pyramid specimen. Mature size 6-8' height and 4-6' width. Zone(s) 6-9. 

**Needlepoint** (*Ilex cornuta* 'Needlepoint') – Excellent variety for screening, massing, or grouping. Vivid red fruit and evergreen foliage, an excellent upright form. Mature size 10-15' height and 10-12' width. Zone(s) 6-9.

**Nellie R. Stevens** (*Ilex x* 'Nellie R. Stevens') – Vigorous, relatively fast-growing holly is one of the best and most commonly used hollies for southern landscapes. Large, evergreen shrub has dark-green leaves and bright-red fruit. Easily pollinated by *Ilex cornuta*. Mature size 15-20' height and 10' width. Zone(s) 6-9. 


**Oakland™** (*Ilex x* 'Magland') (PP#14417) – Improved version of Oak Leaf™, if you love holly, but hate to prune, Oakland is the answer to your prayers. Its dense, pyramidal shape needs no pruning or shearing to maintain. This upright-grower also boasts unique, oak-shaped leaves of medium-green. Use Oakland for screening, foundation planting, as an accent, or even in containers at Christmas. Mature size 15-20' height and 12-15' width. Zone(s) 6-9. 

**Oak Leaf™** (*Ilex x* 'Conaf') (PP#9487) – Upright holly with emerald green foliage, similar to the shape of an oak leaf. Cold hardy and good as tall hedge or large specimen. Mature size 14' height and 8' width. Zone(s) 6-9. 

**Savannah** (*Ilex x attenuata* 'Savannah') – Known for its large, fluorescent red fruit that appear in abundance. Light, green foliage forms a loosely, pyramidal shape shrub that provides a great backdrop for fruit. Show-off plant during the winter holiday season. Mature size 20-30' height and 15-25' width. Zone(s) 5-9. 

**Sky Pencil** (*Ilex crenata* 'Sky Pencil') – Tall slender habit of growth. Full sun. Mature size 6-8' height and 2-3' width. Zone(s) 5-9.

**Soft Touch** (*Ilex crenata* 'Soft Touch') – Soft, lustrous, dark-green foliage on flexible branches. Compact, dense form holly is popular in the South and is a wonderful choice for small landscape use. Mature size 2-3' height and 2-3' width. Zone(s) 5-9.

**Yaupon, Dwarf** (*Ilex vomitoria* 'Nana') – Dwarf form of the variety, hence the smaller leaf size and stature. New growth is rich, yellow-green color. Pruning recommended to maintain great shape. Mature size 3-5' height and 6' width. Zone(s) 6-10. 

**Yaupon, Dwarf Taylors Rudolph** (*Ilex vomitoria* 'Taylor's Rudolph') – A female dwarf form with dark-green leaves and lots of red berries for added winter interest. Considered one of the best forms of dwarf 'Yaupon'. Mature size 3' height and 5' width. Zone(s) 7-9.

**Yaupon, Pride of Houston** (*Ilex vomitoria* 'Pride of Houston') – Popular variety of Yaupon Holly. Evergreen shrub or small tree. Glossy, small, dark-green foliage and abundant crops of scarlet-red berries in fall make this a good choice for year-round color in the landscape. May be pruned into a multi-trunk for a lovely specimen plant. Mature size 15' height and 8' width. Zone(s) 7-10.

**Yaupon, Weeping** (*Ilex vomitoria f. pendula*) – Evergreen holly with a multi-trunk weeping form. Small, white flowers are produced in fall. Red berries are plentiful during the winter and attractive to birds. Mature size 15' height and 10' width. Zone(s) 7-10.

## HONEYSUCKLE

**Winter** (*Lonicera fragrantissima*) – Large, arching shrub with tiny white blooms that have a sweet lemony scent that permeates the garden, usually blooming late winter to early spring. Great for naturalizing. Cold and drought tolerant. Mature size 6-10' height and 5' width. Zone(s) 3-9.

**Yellow Trumpet** (*Lonicera sempervivens* 'Flava') – Fast-growing deciduous twining vine with yellow flowers in spring. Prefers full sun and well-drained acidic soil. Mature size 10-12' height and 3-4' width. Zone(s) 4-9.

## HYDRANGEA


**Big Daddy** (*Hydrangea macrophylla* 'Big Daddy') (PP#14527) – Fast-growing rounded shrub with large 4-8” leaves and large flower heads in spring and early summer. 2011 introduction to Southern Living® Plant Collection. 12” mophead flowers, blue to pink based on pH, are held atop thick stems in early summer. Mature size 5-6’ height and 5-6’ width. Zone(s) 6-9.


Southern Living  
PLANT COLLECTION


**Bobo**® (*Hydrangea paniculata* 'ILVOBO') (PP#22782) – Dwarf panicle hydrangea with large white flowers covering every inch of the plant right down to the ground. As blooms age, they turn pink. Mature size 4-5’ height and 3-4’ width. Zone(s) 3-9. **PW**

**Endless Summer® BloomStruck**® (*Hydrangea macrophylla* 'PIIHM-II') (PP#25566) – Displays vivid-purple or rose-pink flower heads which are held on sturdy red stems. Blooms all summer long. Heat-tolerant and disease-resistant. Mature size 3-4’ height and 4-5’ width. Zone(s) 4-9. 


**Endless Summer® Blushing Bride** (*Hydrangea macrophylla* 'Blushing Bride') (PP#17169) – Pure-white blooms mature to a pink blush, appearing all summer. A favorite for gardens, landscapes and cut flower arrangements. Cold-hardy and disease-resistant. Mature size 3-4’ height and 4-5’ width. Zone(s) 4-9. 

**Endless Summer® The Original** (*Hydrangea macrophylla* 'Balimer') (PP#15298) – Super large, round, pink or blue blooms all summer and into fall. Blooms on previous season's growth and new wood. Cold-hardy and disease-resistant. Mature size 3-4’ height and 4-5’ width. Zone(s) 4-9. 

**Endless Summer® Summer Crush**® (*Hydrangea macrophylla* 'Bailmacfive') (PPAF) – Profusion of raspberry-red mophead flowers. Can be vibrant blue-purple in acidic conditions. Glossy, deep-green, wilt-resistant foliage. Cold-hardy and disease-resistant. Mature size 18-36” height and width. Zone(s) 4-9. Available January, 2019. 


**Endless Summer® Twist-n-Shout**® (*Hydrangea macrophylla* 'PIIHM-I') (PP#20176) – The first re-blooming lacecap hydrangea. Lovely red stems support deep pink or periwinkle flowers that appear all summer into fall. Glossy, green leaves turn red-burgundy for fall interest. Mature size 3-4’ height and 4-5’ width. Zone(s) 4-9. 

**Fairytrail Bride**™ (*Hydrangea x* 'USHYD0405') (PP#31120) – The first ever Cascade Hydrangea® available in North America! Unique horizontal growing habit, with each trailing stem absolutely brimming with blooms. Summer flowers are filled with deckle-edged petals. Mature size 4’ height and 4’ width. Zone(s) 6-9. **PW**

**Jetstream**™ (*Hydrangea quercifolia* 'PIIHQ-I') (PP#25319) – Oakleaf hydrangea with a dense, compact, non-flopping habit. Lustrous dark green foliage is resistant to leaf spot and turns a fantastic orange-red in autumn. Flowers, held high on strong stems, are a beautiful white aging to pink. Mature size 5-6’ height and 4-5’ width. Zone(s) 5-9. 


**Limelight**™ (*Hydrangea paniculata x* 'Limelight') (PP#12874) – Dark-green foliage with bright lime-green to creamy white flowers adds color to late summer landscapes and presents well in containers. Mature size 6-8’ height and 5-6’ width. Zone(s) 3-8. **PW**

**Limelight Prime**® (*Hydrangea paniculata* 'SMNHPPH') (PP#32511) – Improved form that blooms much earlier, creating a longer display and flowers have a bolder, brighter color. As the green blooms age, they develop pink and red tones. Mature size 4-6’ height and 4-5’ width. Zone(s) 3-9. **PW**

**Little Hottie**® (*Hydrangea paniculata* 'Bailpanone') (PP#32549) – An exciting new compact panicle introduction. Very full flower heads with florets that emerge green and turn sparkling white are held on strong stems. Bred for increased heat resistance. Mature size 3-5’ height and 3-5’ width. Zone(s) 3-9. 

**Little Lime**® (*Hydrangea paniculata* 'Jane') (PP#22330) – Dwarf form of 'Limelight'. Flowers begin green and eventually age to pink. A perfect size for foundation plantings, Mature size 3-5’ height and 3-5’ width. Zone(s) 3-9. **PW**

**Maries Variegated** (*Hydrangea macrophylla* 'Mariesii') – Low mounding deciduous shrub with white variegation on borders of foliage. Sports prolific, lacecap, light-pink or blue blooms during summer months. Prefers partial shade and moist well-drained soil. Mature size 4-6’ height and 4-6’ width. Zone(s) 5-9.

**Mini Penny** (*Hydrangea macrophylla* 'Mini Penny') (PP#15744) – Large pink to blue mophead flowers appear continuously on this exceptional dwarf, compact shrub. A wonderful container plant, low flowering hedge or highlight of a flowering border. Highly disease resistant foliage. Deciduous. A Gardener's Confidence introduction. Mature size 3-6’ height and 3-6’ width. Zone(s) 4-6. 

**Nikko Blue** (*Hydrangea macrophylla* 'Nikko Blue') – Deciduous shrub with attractive yellow-green foliage. Medium rate of growth. Flowers of blue (acid soil) or pink (alkaline soil) up to 8-inches across. Thrives in shade, but flowers more profusely in partial sun. Likes well-drained soil. Mature size 4-6’ height and 4-6’ width. Zone(s) 5-9.

**Oakleaf** (*Hydrangea quercifolia*) – Native deciduous shrub. Medium-fast rate of growth. Large white blooms in summer. Oak-like leaves turn red-purple in fall. Grows best in fertile, well-drained soil and partial shade. Good for specimen, foundation, or mass plantings. Mature size 5-6’ height and 5-6’ width. Zone(s) 5-9. **Oasis**

**Pee Wee** (*Hydrangea quercifolia* 'Pee Wee') – 'Pee Wee' is an oakleaf hydrangea with a compact form. More refined leaves and flowers than many of the other oakleaf hydrangeas. Form is deciduous and mounding. Fall color is bronze to purple and midsummer to fall flowers are creamy panicles. Mature size 4' height and 3' width. Zone(s) 5-9.

**Penny Mac** (*Hydrangea macrophylla* 'Penny Mac') – Compact growing hydrangea with profuse blue flowers. One of the most reliable reblooming hydrangeas on the market today. Prefers partial shade and moist well-drained soil. Mature size 6-8' height and 3-4' width. Zone(s) 5-9.

**Strawberry Sundae**<sup>®</sup> (*Hydrangea paniculata* 'Rensun') (PP#25438) – A compact hydrangea with flowers that emerge creamy-white, change to pink and then strawberry red. The wonderful flower color lasts well into fall. Great for limited space gardens and containers. Mature size 4-5' height and 3-4' width. Zone(s) 3-8. FIRST EDITIONS

**White Wedding**<sup>®</sup> (*Hydrangea paniculata* Hybrid 'LeeP1') (PP#28973) – Sturdy, upright branches easily support oversized clusters of white, pillow-like blooms. This beauty dazzles as a cut flower or in the garden as a specimen or mass planting. Mature size 4-6' height and 3-5' width. Zone(s) 4-8. Southern Living PLANT COLLECTION

**INDIGO** (*Indigofera kirilowii*) – Low-growing, spreading, mounding perennial shrub. Has lavender-pink blooms prevalent from late spring through early fall. Mature size 2-3' height and 3-4' width. Zone(s) 7-9.

**JASMINE**

**Confederate** (*Trachelospermum jasminoides*) – Twining, evergreen vine with dark, green leaves and fragrant flowers. Can be used as a climber or ground cover. Fragrant, creamy-white flowers appear abundantly from April to June and sporadically thereafter. Prefers partial to full sun and well-drained soils. Adaptable to almost any condition. Mature size 20' height and 10' width. Zone(s) 8-10. Oasis

**Confederate Madison** (*Trachelospermum jasminoides* 'Madison') – Slightly more cold hardy variety of Confederate Jasmine. Twining evergreen vine with dark-green leaves and fragrant white to cream colored flowers in April thru June. Prefers partial shade to full sun and well-drained soils. Mature size 20' height and 10' width. Zone(s) 7a-10. Oasis

**Primrose** (*Jasminum mesnyi*) – Large mounding evergreen shrub with arching branches and prolific yellow flowers in spring. Ideal plant for screens, mass plantings, and slope stabilization. Prefers full sun to partial shade and fertile well-drained soil. Mature size 5-6' height and 6-8' width. Zone(s) 8-9.

**Winter** (*Jasminum nudiflorum*) – Mounding, green-stemmed deciduous shrub tolerant of most soil conditions. Yellow flowers appear in early spring as the new leaves emerge. A fast grower good for bank cover or planting over walls. Mature size 5-6' height and 6-8' width. Zone(s) 6-9.

**JESSAMINE**

**Carolina Yellow** (*Gelsemium sempervirens*) – Evergreen vine with very fragrant funnel-shaped bright, yellow flowers appearing from February to April. Twining vine has thin, wiry stems. Mature size 20' height and 3' width. Zone(s) 7-10. Oasis

**JUNIPER**

**Andorra** (*Juniperus horizontalis* 'Plumosa Compacta') – Beautiful juniper stays full in the center due to dense branching and a flat-spreading top. Grows about 18-inches high offering many landscape-use choices. Offers a color array of foliage from gray-green in the summer to bronze-purple in the winter. Mature size 1.5' height and 3' width. Zone(s) 5-9. Oasis

**Blue Pacific** (*Juniperus conferta* 'Blue Pacific') – Fast becoming the most popular choice for ground cover. Low trailing habit (less than a foot tall) and cold hardy. Beautiful, ocean blue-green colored foliage. Retains color in the winter. Mature size 1' height and 3' width. Zone(s) 7-9. Oasis

**Blue Point** (*Juniperus chinensis* 'Blue Point') – Bluish green foliage and pyramidal in form. Prefers full sun and well-drained soil. Mature size 7' height and 5' width. Zone(s) 6-9. Oasis

**Blue Rug** (*Juniperus horizontalis* 'Wiltonii') – A hardy, flat growing form with trailing branches. An intense silver-blue color that takes on a purplish tinge in the winter is an attractive feature. Great landscape choice. Mature size 1' height and 5' width. Zone(s) 4-9. Oasis

**Blue Vase** (*Juniperus chinensis* 'Blue Vase') – Shaped form with dense steel blue foliage. Prefers full sun and well-drained soil. Mature size 4' height and 4' width. Zone(s) 4-8.

**Grey Owl** (*Juniperus virginiana* 'Grey Owl') – Silvery gray foliage is the main attraction of this juniper. Prefers full sun and well-drained soils. Mature size 3-4' height and 6-7' width. Zone(s) 4-9. Oasis

**Hetzi Columnaris** (*Juniperus chinensis* 'Hetzi Columnaris') – Upright, pyramidal form with dark-green foliage. Prefers full sun and well-drained soil. Mature size 10-15' height and 5-7' width. Zone(s) 4-8. Oasis


**Hollywood** (*Juniperus chinensis* 'Torulosa') – Rich dark-green foliage on this upright juniper with erect branches qualifies this plant for specimen or accent usage. Prefers full sun and well-drained soil. Mature size 20' height and 10' width. Zone(s) 6-9. Oasis

**Parsoni** (*Juniperus davurica* 'Parsonii') – This juniper does well in the South because it displays excellent heat and some shade tolerance. Lovely gray sage-green colored foliage. Spreading form. Dome-shaped mound 2-3' tall. Mature size 3' height and 3' width. Zone(s) 7-9. 

**Procumbens Nana** (*Juniperus procumbens* 'Nana') – One of the best dwarfs for form and uniqueness. Forms a compact mat of branches of varying lengths that spread out in compact mass of sprays. Beautiful blue-green colored foliage that has a slight purple tint in winter. Mature size 2' height and 6' width. Zone(s) 5-9.


**Silver Mist** (*Juniperus conferta* 'Silver Mist') – A compact, evergreen selection with silvery-green foliage. Foliage develops a purple cast in winter. Maintains its natural habit with little or no pruning. Mature size 2' height and 6' width. Zone(s) 6-9.


## LIGUSTRUM

**Recurve** (*Ligustrum japonica* 'Recurvifolium') – Lustrous, dark-green leaf has a wavy margin and a twist at the tip. Profuse bloom of fragrant white flowers during the spring. Used in screens, borders, and specimen plantings. Can be grown as shrub or small tree. Mature size 15-18' height and 10' width. Zone(s) 8-10. 

**Sunshine** (*Ligustrum sinense* 'Sunshine') (PP#20379) – Fast-growing, low hedge with evergreen, bright golden-yellow foliage. Adds a splash of color to foundation plantings. Mature size 6-8' height and 12' width. Zone(s) 6-10. 


**Swift Creek** (*Ligustrum sinensis* 'Swift Creek') – Small green and white variegated leaves on woody branches growing in a loosely rounded habit. Clusters of fragrant small white flowers in spring. Mature size 6' height and 6' width. Zone(s) 6-9.


**Variegated Privet** (*Ligustrum sinense* 'Variegata') – Adds variety to walkway, border, or screen. Dense, evergreen shrub has an upright habit that lends itself to shaping and pruning. The leaf is margined and blotched with creamy white giving the shrub a bright appearance. Mature size 6-8' height and 12' width. Zone(s) 6-10. 

**Waxleaf** (*Ligustrum japonicum*) – A large shrub or multi-trunk tree with dense structure. Glossy, green leaves with silver-gray undersides and profuse, bee-attracting flowers in spring. Produces small green berries that turn blue to purple-black in fall. Traditional southern plant. Responds well to pruning. Makes a great hedge or specimen plant. Mature size 15-18' height and 10' width. Zone(s) 8-10. 

## LOROPETALUM


**Burgundy** (*Loropetalum chinense* var. *rubrum* 'Burgundy') – Evergreen shrub that adds interest to the landscape with hot pink flowers and great foliage color. Flowers bloom early spring and sporadically thereafter. New foliage is a rich, reddish-purple color that matures to purple green. In fall, the older leaves turn a brilliant orange-red to red color. Mature size 10' height and 8' width. Zone(s) 8-10.

**Cerise Charm** (*Loropetalum chinense* 'Kurobijin') (PP#23176) – A true color breakthrough with dark plum, almost black, small leaf foliage that doesn't fade. Bright red blooms in late winter to early spring. Mature size 3-4' height and 3-4' width. Zone(s) 7-9. 


**Cherry Blast** (*Loropetalum chinense* var. *rubrum* 'Cherry Blast') – Compact shrub featuring deep, vivid red fringe-like flowers in spring. Has a very uniform shape. Extremely dark burgundy foliage stands up against the blistering sun all summer long. Mature size 5-6' height and 5-6' width. Zone(s) 7-9. 

**Crimson Fire™** (*Loropetalum chinensis* var. *rubrum* 'PIILC-I') (PP#25534) – A very compact and neat selection that features ruby-red foliage throughout the year. Neon-pink flowers in spring. Mature size 3' height and 4' width. Zone(s) 8-10.


FIRST EDITIONS  
SHRUBS & TREES


**Emerald Snow®** (*Loropetalum chinense* 'Shang-white') (PP#21738) – Dense white blooming, glossy-green foliage with lime green new growth; layered growth habit requires little pruning. Mature size 3-4' height and 3-4' width. Zone(s) 8-10. 

**Ever Red®** (*Loropetalum chinense* 'Chang Nian Hong') – Red hot blooms! A compact variety featuring deep, vivid red blooms. Extremely dark burgundy foliage retains its color throughout summer. Blooms in late winter to early spring. Mature size 4-5' height and 4-5' width. Zone(s) 7-9. 

**Jazz Hands® Variegated** (*Loropetalum chinense* 'Irodori') (PP#27713) – First-ever variegated Loropetalum. New growth is splashed with pink and white variegation while mature foliage is a rich, purple color. Pink flowers contrast to the foliage. Mature size 4-6' height and 4' width. Zone(s) 7-9. 

**Purple Daydream®** (*Loropetalum chinense* 'PPI') (PP#25471) – Displays dark-purple foliage year-round and bursts with lovely pink string clusters each spring. A compact habit, it spreads nicely into a mound. Drought tolerant and deer resistant. Mature size 2-3' height and 3-4' width. Zone(s) 7-10. 

**Purple Diamond®** (*Compact loropetalum chinense* 'Shang-hi') (PP#18331) – Purple Diamond is a gem. Unlike some other loropetalums that can swallow your house. Showy pink flowers appear in spring. Deep, rich burgundy foliage holds its color all season. Mature size 4-5' height and 4-5' width. Zone(s) 8-10. 

**Purple Pixie®** (*Weeping loropetalum chinense* 'Peack') (PP#18441) – Lowest of all cultivars with its dwarf size and weeping habit. It's a great choice for a ground cover, but it can also add vibrant color to hanging baskets, window boxes, and other containers. Mature size 1-2' height and 4-5' width. Zone(s) 8-10. 

**Ruby** (*Loropetalum chinense* var. *rubrum* 'Ruby') – Ruby offers a more compact, rounded appearance than the other loropetalums. New leaves exhibit shiny, ruby-red to purplish-red color that is attractive. Hot pink flowers adorn this shrub in early spring making for a great splash of color. Mature size 3-5' height and 3-5' width. Zone(s) 8-10.

**Zhuzhou** (*Loropetalum chinense* var. *rubrum* 'Zhuzhou') – Blackish-maroon colored foliage that persists even in the heat of the summer. Upright form with ascending branches. Deep pink flowers. It is the tree loropetalum of choice. Mature size 10' height and 6' width. Zone(s) 8-10.

## MAGNOLIA

**Stellar Ruby** (*Magnolia figo* Hybrid 'Stellar Ruby') (PP#29778) – Pinkish to ruby banana scented flowers appear in late spring and are scattered into the summer and early fall. Naturally dense, full foliage. Mature size 10-15' height and 6-8' width. Zone(s) 7-9. Southern Living PLANT COLLECTION

## MAHONIA

**Beijing Beauty**<sup>™</sup> (*Mahonia* Hybrid 'sPg-15-1') (PP#29095) – Upright evergreen shrub offers interesting year-round prickly green foliage, bright yellow flowers in fall and winter, and blue-black berries. Mature size 4-5' height and 4-5' width. Zone(s) 7-9. Southern Living PLANT COLLECTION

**Leatherleaf** (*Mahonia beali*) – Shade-loving, medium-sized evergreen shrub with interesting leathery foliage. Golden-yellow flowers in winter, followed by bluish-black fruit. Prefers shade to partial shade and fertile well-drained soil. Mature size 5-6' height and 3-4' width. Zone(s) 7-9. Oasis

**Marvel** (*Mahonia eurybracteata* 'Marvel') (PP#27425) – Sprays of fragrant, yellow flowers become clusters of wax-coated black berries in late summer and fall. Upright habit and stems with deep-green, frond-like leaves. Mature size 6' height and 4' width. Zone(s) 6-9. Southern Living PLANT COLLECTION

**Soft Caress** (*Mahonia eurybracteata* 'Soft Caress') (PP#20183) – Soft, feathery leaflets create a unique, fine texture with winter racemes of yellow flowers. Mature size 2-3' height and 2-3' width. Zone(s) 7-9. Southern Living PLANT COLLECTION

## MOCKORANGE

**Mockorange** (*Philadelphus coronarius*) – Long-lived deciduous shrub noted for sweetly scented white flowers and orange exfoliating bark. Medium fast growth; free of most pest problems. Tolerant of most conditions, except poorly drained soils. Very cold hardy. Mature size 8' height and 8' width. Zone(s) 4-8.

## NANDINA

**Blush Pink**<sup>™</sup> (*Nandina domestica* x 'AKA') (PP#19916) – Stunning pink new growth sets this update to Firepower nandina apart. Color holds all summer culminating in a spectacular display of bright pink and red foliage fall through winter. Compact growth habit ideal for mass planting or a border. Mature size 1-2' height and 1-2' width. Zone(s) 6-9. Southern Living PLANT COLLECTION

**Compacta** (*Nandina domestica* 'Compacta') – Medium-sized evergreen shrub with bamboo-like blue-green leaves that exhibit a yellow to red fall color. Pinkish-colored flowers appear in late spring. Bright-red fruit appears in fall along with brilliant foliage color. Mature size 4' height and 3-4' width. Zone(s) 7-10.

**Firepower** (*Nandina domestica* 'Firepower') – It is named Firepower for a reason. During the winter this plant exhibits foliage color that is fluorescent growing red. Habit is dense and compacting shrub. Mature size 1-2' height and 2' width. Zone(s) 7-10. Oasis

**Flirt**<sup>™</sup> (*Nandina domestica* 'Murasaki') (PP#21391) – Layered, compound foliage. New leaves emerge copper and mature to blue-green in summer and red in winter. White flowers in 8-15" panicles in May. Improvement over Harbor Dwarf with red new growth and red foliage in fall, winter and spring. Mature size 1-2' height and 1-2' width. Zone(s) 6-9. Southern Living PLANT COLLECTION

**Gulf Stream** (*Nandina* x 'Gulf Stream') (PP#5656) – Semi dwarf variety. Intense red fall color and compact growth habit make this variety a natural where a mass of color is desired. Prefers full sun to partial shade and moist fertile well-drained soil. Mature size 2-3' height and 2' width. Zone(s) 6-9. Oasis

**Lemon Lime** (*Nandina domestica* 'Lemon-Lime') (PP#24749) – Attractive heavenly bamboo with lime-green new growth, eventually maturing to a nice green color. Good color contrast for beds and borders. Mature size 3-4' height and 3-4' width. Zone(s) 6-9. Southern Living PLANT COLLECTION


**Obsession**<sup>™</sup> (*Nandina domestica* 'Seika') (PP#21891) – Characterized by its upright, compact and dense plant habit. Bright-red young foliage deep-green-colored mature foliage. Mature size 3-4' height and 3-4' width. Zone(s) 6-9. Southern Living PLANT COLLECTION

## OLEANDER

**Hardy Red** (*Nerium oleander* 'Hardy Red') – Large evergreen shrub with masses of funnel-shaped red flowers. Excellent cold hardiness. Will freeze to the ground in Zone 7, but will re-emerge from the roots. Mature size 10' height and 8-10' width. Zone(s) 7-9.

**Petite Pink** (*Nerium oleander* 'Petite Pink') – Vigorous, fine-textured dwarf evergreen shrub grown for its clusters of enchanting pink blooms all summer. Fast hedge or accent. Good container plant. Mature size 4' height and 4' width. Zone(s) 8-10.


**Petite Red** (*Nerium oleander* 'Petite Red') – Spectacular summer color from masses of rich red flowers throughout the season. A vigorous, Low-growing evergreen shrub. Ideal for containers or as an accent plant. Mature size 4' height and 4' width. Zone(s) 8-10.


**Petite White** (*Nerium oleander* 'Petite White') – Small fragrant white flowers and evergreen leaves on this woody ornamental. Blooms through summer. Grows in most any soil or exposure. Hardy plant that makes a wonderful small hedge. Plant in the landscape or perennial border. Mature size 3-4' height and 2-3' width. Zone(s) 8-10. 

**Twist of Pink™ Variegated** (*Nerium oleander* Twist of Pink™) – Deep-pink flowers are a nice contrast to the creamy-white and green variegated foliage. Excellent heat and drought resistance. Mature size 10' height and 8' width. Zone(s) 8-10.



## PALM

**Sago** (*Cycas revoluta*) – Popular in the South, especially in coastal landscapes, due to attractive foliage and interesting shape. Lustrous, dark-green leaves create a multi-stem effect as the plant ages. Makes a great accent piece in a border or an unusual shaped nook. Holds color best with some type of shade protection. Mature size 10-12' height and 10-12' width. Zone(s) 8-11. 

**Windmill** (*Trachycarpus fortunei*) – Compact-growing palm up to 20' in height with dark-green leaves and interesting brown fibrous trunk. Prefers sun to partial shade and well-drained soil. Mature size 30' height and 20' width. Zone(s) 8-11. 

## PHILODENDRON

**Splitleaf** (*Philodendron selloum*) – A long-time favorite for easy care and tropical appearance, whether used as a landscape plant or in a container. Prefers rich soil and plenty of moisture. Remove old, tattered leaves for best appearance. Mature size 5' height and 6' width. Zone(s) 9-10.

**Xanadu** (*Philodendron* 'Xanadu') – A handsome, small, mounding, tender tropical shrub with lush green foliage. It handles light freezes of short durations, and will sprout back from the trunk or roots once warmth returns. Mature size 3-5' height and 4-5' width. Zone(s) 10-11.

## PIERIS

**Mountain Snow™** (*Pieris japonica* 'Mountain Snow™') – Slow growing with white bell shaped flowers in early spring. New growth starts out bronzy-red and matures to dark-green. More sun and heat tolerant than other pieris. Mature size 3-4' height and 2-3' width. Zone(s) 4-8.



**Southern Lady®** (*Pieris japonica* 'Greprs') (PP#23584) – White pendulous flowers appear in spring against the shimmering green leaves of this evergreen shrub. Works well in the shrub border with well-drained, moist, acid soil. Mature size 3-4' height and 2-3' width. Zone(s) 4-8.




## PITTIOSPORUM

**Mojo®** (*Pittosporum tobira* 'Mojo®') (PP#16188) – Tough and durable, dwarf, evergreen shrub with dense, variegated foliage and orange blossom-scented blooms. Great for hedges and foundation plantings. Mature size 3-4' height and 3-4' width. Zone(s) 7-10.




**Variegated** (*Pittosporum tobira* 'Variegata') – Popular compact form. Dense evergreen shrub with eye-catching coloring. Striking leaf is green edged with white. Orange-blossom-scented white flowers appear from April thru May. Mature size 6-8' height and 6-8' width. Zone(s) 8-11. 

**Wheeler's Dwarf** (*Pittosporum tobira* 'Wheeler's Dwarf') – Compact mounds of dark, green foliage. Can also be used as houseplant. Mature size 3-4' height and 3-4' width. Zone(s) 9-10. 

**PUSSY WILLOW 'FRENCH PINK'** (*Salix caprea* 'French Pink') – Fast-growing small tree or large shrub noted for its showy white catkins produced in early spring. Bright green leaves have silver white undersides for an interesting contrast. Sun or light shade. Tolerant to flooding or poorly drained soils. Mature size 12-18' height and 8-12' width. Zone(s) 4-8.

## QUINCE

**Cameo** (*Chaenomeles speciosa* 'Cameo') – Deciduous shrub producing double pink blooms early spring followed by small apple like fruit ripening in fall. Prefers full sun to partial shade and a well-drained acidic soil. Mature size 4-5' height and 4-5' width. Zone(s) 5-9. 

**Crimson and Gold** (*Chaenomeles speciosa* 'Crimson and Gold') – Deciduous shrub producing deep-red flowers early spring followed by small apple like fruit ripening in fall. Prefers full sun to partial shade and a well-drained acidic soil. Mature size 3-4' height and 4-5' width. Zone(s) 5-9. 

## ROSE

**Apricot Drift®** (*Rosa* 'Meimirrote') (PP#23354) – Double apricot flowers in spring and through the summer on this Low-growing groundcover rose. Disease resistant. Excellent for small garden spaces or along pathways. Propagation prohibited. Mature size 1.5' height and 2.5' width. Zone(s) 4-11. 



**At Last**<sup>®</sup> (*Rosa* 'HORCOGJIL') (PP#27541) – Displays large, sweetly perfumed sunset-orange blossoms from late spring through frost. Handsome, glossy foliage and a vigorous, rounded habit makes it ideal for use in the landscape. Disease resistant. Mature size 30-36" height and 30-36" width. Zone(s) 5-9. **PW**

**Belinda's Dream** (*Rosa* 'Belinda's Dream') – Fast growing with an upright and sturdy habit. Showy pink flowers with a rich fragrance. Excellent disease resistance. An Earthkind<sup>®</sup> rose. Mature size 3-6' height and 3-6' width. Zone(s) 5-9.

**Candy Cane Cocktail**<sup>™</sup> (*Rosa* 'Meiriansois') (PP#28661) – Displays bi-colored blooms of white suffused with deep pink to red edges that stand out in the garden. It features superior disease resistance and impressive re-blooming. Mature size 3-4' height and 3' width. Zone(s) 5-10. **star**  
ROSE & PLANTS

**Cinco De Mayo**<sup>™</sup> (*Rosa* 'WEKcobeju') (PP#21709) – This 2009 AARS winner has a nonstop display of smoked lavender and rusty red-orange flowers. Glossy green foliage on a very bushy plant. Mature size 3-4' height and 3-4' width. Zone(s) 5-9. **star**  
ROSE & PLANTS

**Coral Drift**<sup>®</sup> (*Rosa* 'MEIdrifora') (PP#19148) – Vibrant eye-catching coral-orange blooms cover this small mounding shrub from mid-spring to mid-fall. Great selection as a groundcover plant. Works equally as well in containers. Propagation prohibited. Mature size 1.5' height and 2.5' width. Zone(s) 4-11. **drift**  
groundcover rose

**Icecap**<sup>™</sup> (*Rosa* x 'Meiradena') (PP#26790) – Displays a dense flush of pure white flowers on a compact, rounded shrub. It has excellent repeat-blooming and disease resistance in the landscape. Mature size 30" height and 3-4' width. Zone(s) 4-9. **star**  
ROSE & PLANTS

**Julia Child**<sup>™</sup> (*Rosa* 'WEKvossutono') (PP#18473) – A beautiful Floribunda rose with a symmetrical rounded growth habit. Beautiful butter gold flowers that have a strong fragrance. This is an excellent choice for the cutting garden. Mature size 3-4' height and 3-4' width. Zone(s) 5-9. **star**  
ROSE & PLANTS

**Knock Out<sup>®</sup> Coral** (*Rosa* 'Radral') (PP#19803) – The unique coral color is even stronger in hot humid climates. It blooms from spring through fall and maintains an upright-to-rounded habit. Young leaves are bronze-red. Mature size 4-5' height and 4-5' width. Zone(s) 5-10. **knock out**  
family of roses

**Knock Out<sup>®</sup> Peachy** (*Rosa* 'Radgor') (PP#25628) – Blooms from spring through fall with attractive pink flowers. The overall color effect is peach, achieved with the combination of pink petals that become yellow in the center. Mature size 3' height and 3-4' width. Zone(s) 4-11. **knock out**  
family of roses

**Knock Out<sup>®</sup> Petite** (*Rosa* 'Meibenbino') (PP#30811) – The first-ever miniature Knock Out<sup>®</sup> Rose! It has the same flower power and easy care as others in The Family, but in a compact size! Smaller, numerous fire engine red flowers. Mature size 18" height and 18" width. Zone(s) 4-10. **knock out**  
family of roses

**Knock Out<sup>®</sup> Pink Double** (*Rosa* 'RADtkopink') (PP#18507) – A strong heat tolerant rose with fully double bubble gum pink flowers from the Knock Out<sup>®</sup> collection. Drought and disease resistant. A rose for all landscape situations. Propagation prohibited. Mature size 3-4' height and 3-4' width. Zone(s) 5-9. **knock out**  
family of roses

**Knock Out<sup>®</sup> Red** (*Rosa* 'Radrazz') (PP#11836) – Profuse blooming shrub rose with red single blooms March through November. Mature height and width 3-5'. Black spot resistant. Mature size 4-5' height and 4-5' width. Zone(s) 4-10. **knock out**  
family of roses

**Knock Out<sup>®</sup> Red Double** (*Rosa* 'Radtko') (PP#16202) – Flowers are fuller, with a pink-red bloom. Twice the number of petals as the Knock Out<sup>®</sup>. Blooms from early June to hard frost. Dense compact form 3-4' high. Resistant to black spot as well as other diseases and insects. More winter hardy, improved shade tolerance and reduced height and width. Mature size 4-5' height and 4-5' width. Zone(s) 4-10. **knock out**  
family of roses

**Knock Out<sup>®</sup> Sunny** (*Rosa* 'RADsunny') (PP#18562) – A fragrant member of the Knock Out<sup>®</sup> family. Pale yellow flowers that fade to a pastel cream. Wonderful drought tolerance and disease resistance. Propagation prohibited. Mature size 3-4' height and 3-4' width. Zone(s) 5-9. **knock out**  
family of roses


**Knock Out<sup>®</sup> White** (*Rosa* 'Radwhite') (PP#20273) – An excellent shrub rose that stands out in the landscape with the contrast between pure-white blooms and very dark-green leaves. It blooms from spring through fall and maintains a compact habit. Mature size 3-4' height and width. Zone(s) 4-10. **knock out**  
family of roses

**Lady Banks** (*Rosa banksiae* 'Lutea') – A very hardy, durable and vigorous rose. Produces an abundance of small rounded pompom like yellow flowers with a slight scent. This is a thornless rose bush that is very quick to cover an arbor or fence. Mature size 15' spreading height and width. Zone(s) 7-9.


**Peach Drift**<sup>®</sup> (*Rosa* 'MEIggili') (PP#18542) – Soft peach blooms cover this small mounding shrub from mid-spring to frost. Great selection as a groundcover plant or grows well in containers. Mature size 1.5' height and 2' width. Zone(s) 4-11. **drift**  
groundcover rose


**Peggy Martin** (*Rosa* 'Peggy Martin') – A climbing rose producing showy clusters of beautiful blush pink flowers. Excellent for trellises or along garden walls. Has very few thorns. Original plants survived 20' of salt water from Hurricane Katrina. Mature size 10-15' height and 8-12' width. Zone(s) 5-11.


**Pink Drift®** (*Rosa* 'MEIjocos') (PP#18874) – Deep pink flowers with a soft faded center. A prolifically blooming plant from spring to fall. A Low-growing variety that is drought tolerant and disease resistant. Propagation prohibited. Mature size 1.5' height and 3' width. Zone(s) 4-11.  drift®  
groundcover roses

**Plum Perfect Sunbelt®** (*Rosa* 'Korvodacom') (PP#22691) - Numerous, very intensely plum-colored, double flowers. The foliage is a healthy and shiny, medium green, and the variety performs well in heat and humidity. Mature size 30" height and 18" width. Zone(s) 5-10.  star®  
small roses

**Popcorn Drift®** (*Rosa* 'Novarospop') (PP#24773) – New color in the series, starting out yellow and fades to creamy-white, with a hint of pink on occasion. Good groundcover or container plant. Mature size 1.5' height and 2.5' width. Zone(s) 4-11.  drift®  
groundcover roses

**Red Drift®** (*Rosa* 'MEIgalpio') (PP#17877) – Petite red flowers and a Low-growing habit make this selection perfect for the front of a perennial bed or sunny border garden. Disease resistant. Propagation prohibited. Mature size 1.5' height and 2.5' width. Zone(s) 4-11.  drift®  
groundcover roses


**Sweet Drift®** (*Rosa* 'MEIswetdom') (PP#21612) – Clusters of clear-pink double flowers atop dark-green glossy foliage. Continuous flowering until frost. Great along pathways or for front of the border. Selected as one of the University of Georgia's Plants of Distinction in 2013. Mature size 1.5' height and 2.5' width. Zone(s) 4-11.  drift®  
groundcover roses

**White Drift®** (*Rosa* 'Meizorland') (PPAF) – Has pure white, fully double flowers that are perfectly shaped like miniature roses. These impressive white blooms will brighten gardens of all shapes and styles. Mature size 18" height and 30" width. Zone(s) 4-11.  drift®  
groundcover roses


## SERISSA

**Variiegated** (*Serissa foetida* 'Variegata') – Diminutive evergreen or semi-evergreen shrub with tiny variegated leaves. Pink flower buds open to small, white, funnel-shaped flowers. Good edging along paths or for front of the border. Mature size 3-4' height and 3-4' width. Zone(s) 7-11.

## SPIREA


**Double Play® Candy Corn®** (*Spiraea japonica* 'NCSX1') (PP#28313) – Early spring new growth emerges bright candy apple red. As it matures, it turns pineapple yellow, and the new growth continues to emerge bright orange all season. Dark purple flowers in late spring/early summer. Mature size 18-24" height and 18-36" width. Zone(s) 4-8.  PW


**Reeves** (*Spiraea cantoniensis* 'Lanceata') – Also called Bridal Wreath. Vase-shaped with graceful, wispy, arching branches. Numerous white flowers appear in April to make the "bridal wreath". Great accent for any landscape in need of a classic southern shrub. Mature size 5' height and 5' width. Zone(s) 5-9.

**SWEET OLIVE** (*Osmanthus fragrans*) – Large, evergreen shrub or small tree. Popular, traditional, southern plant known for its fragrant and profuse flowers. Small, white flowers appear from September thru October with a light secondary bloom in spring. Mature size 10-15' height and 8' width. Zone(s) 8-10.  Oasis  
Southern


**Fudzhinghu** (*Osmanthus fragrans* 'Fudingzhu') – Dwarf evergreen shrub. Profuse white flowers cover this plant from early fall through winter and early spring. Prolific bloomer with more flowers than other Sweet Olives. Very fragrant. Mature size 8-10' height and 6-8' width. Zone(s) 7-9.  Oasis  
Southern

## SWEETSPIRE

**'Henry's Garnet'** (*Itea virginica* 'Henry's Garnet') – Large, clumping, deciduous shrub. Attractive purple foliage in the fall and white spikes of drooping flowers in late spring. Prefers full sun to partial shade. Mature size 5' height and 6' width. Zone(s) 5-9.  Oasis  
Southern

**Little Henry®** (*Itea virginica* 'Sprich') (PP#10988) – Beautiful display of fragrant white flowers that blanket the shrub late spring to early summer. As summer progresses, shiny, disease-free foliage appears until fall when the foliage turns a stunning garnet-red. Mature size 2-3' height and 2-3' width. Zone(s) 5-9.  PW


## TEXAS SAGE

**Desperado®** (*Leucophyllum frutescens* 'Greado') – Popular drought and heat-tolerant flowering shrub with silver-green foliage and lavender blossoms. Flowers typically appear after rain. Best in well-drained soils. Mature size 4-6' height and 4-6' width. Zone(s) 8-10.  Garden Debut

## VIBURNUM

**Chindo** (*Viburnum awabuki* 'Chindo') – Tall, dense hedge with fragrant blooms in spring. Lustrous dark-green leaves. White flowers are followed by red berries. Mature size 12' height and 12' width. Zone(s) 7-11.

**Chinese Snowball** (*Viburnum macrocephalum*) – Semi-evergreen. Dark-green leaves on a dense, round shrub. White flowers in spring, reblooms in fall. Mature size 12-15' height and 12-15' width. Zone(s) 6-9.

**Coppertop®** (*Viburnum odoratissimum* 'BRANT01') (PP#30449) – Low maintenance upright evergreen features brilliant, dark maroon to copper new growth that reappears after each pruning. Mature size 8-10' height and 5-6' width. Zone(s) 7-10.  Southern Living Plant Collection

**Popcorn** (*Viburnum plicatum* f. *plicatum* ‘Popcorn’) – Flowering deciduous shrub. Profuse clusters of small, popcorn ball-shaped blooms line each branch in spring. Handsome, deeply veined, green foliage turns red to purple in fall. Mature size 6-8’ height and 6-8’ width. Zone(s) 5-9.

**Sweet** (*Viburnum odoratissimum*) – Evergreen. Dense, leathery foliage in an upright, oval form. Pure-white mildly fragrant flowers in a 4” pyramid panicles appear in early spring. Mature size 10-20’ height and 8-15’ width. Zone(s) 8-10.

**VITEX**

**Delta Blues™** (*Vitex agnus-castus* ‘PIIVAC-1’) (PP#25914) – New cultivar with a compact and rounded to upright growth habit. It has fragrant, dark-bluish to purple flowers followed by small, reddish fruit. Fragrant dark-green foliage. Grows well in most soils and has good heat tolerance. Mature size 8’ height and 10’ width. Zone(s) 6-9. FIRST EDITIONS SHRUBS & TREES

**Flip Side®** (*Vitex x* ‘Baitexone’) (PP#30283) – Flowering deciduous shrub or small tree. 8-inch, fragrant, deep purple flowers in summer and reblooms into fall. Got its name because the greyish olive-green leaves are dusky purple on the lower surface. Mature size 6-8’ height and 8-10’ width. Zone(s) 7-9. FIRST EDITIONS SHRUBS & TREES

**Shoal Creek** (*Vitex agnus-castus* ‘Shoal Creek’) – Also called Lilac Chaste Tree or Lavender Bush. Graceful lilac flowers bloom all summer long attracting bees and butterflies. Large shrub or small tree, long-lived. A popular plant in old gardens of the South. Mature size 12’ height and 8’ width. Zone(s) 7-10. **Oasis**

**WAXMYRTLE, DON’S DWARF** (*Myrica cerifera* ‘Don’s Dwarf’) – Southern Waxmyrtle is an evergreen shrub or small tree. Its leaves are fragrant when crushed and are an olive green color. This Dwarf form has a very full and dense growth habit. It has smaller leaves and shows more resistance to leaf spot. Mature size 3-4’ height and 3-4’ width. Zone(s) 7-10.

**WISTERIA**

**Amethyst Falls** (*Wisteria frutescens* ‘Amethyst Falls’) – Slightly fragrant, vivid, lavender-purple flowers on compact racemes appear at the ends of new growth. Blooms in early spring. Compact growth habit, but a fast-growing vine that is perfect for strong arbors or trellises. Mature size Climbing 20-30’ height and width. Zone(s) 5-9. **Oasis**

**Blue** (*Wisteria sinensis*) – A deciduous twining vine, very vigorous and long-lived, whose claim to fame is its grape-like clusters of very fragrant blue flowers in spring. May be staked and pruned to shrub form. With age, trunks become picturesque. Mature size Climbing 20-30’ height and width. Zone(s) 5-8.

**White** (*Wisteria sinensis*) – A deciduous twining vine, very vigorous and long-lived, whose claim to fame is its fragrant white flowers in spring. May be staked and pruned to shrub form. With age, trunks become picturesque. Mature size Climbing 20-30’ height and width. Zone(s) 5-8.

**YEW**

**Japanese** (*Podocarpus macrophyllus*) – Large upright-growing evergreen shrub. Fine texture with long, narrow dark-green leaves. Produces unique bluish-purple fruit. Mature size 10-15’ height and 5-7’ width. Zone(s) 8-10.

**Pringles Dwarf** (*Podocarpus macrophyllus* ‘Pringles Dwarf’) – New dwarf evergreen with a low-growing, dense growth habit. Small, deep-green, needle-like foliage. Excellent specimen or low hedge. Tolerant of heat and humidity. Mature size 3-5’ height and 6’ width. Zone(s) 8-11.

**Spreading Japanese Plum** (*Cephalotaxus harringtonia* ‘Prostrata’) – Spreading evergreen with dark-green, needle-like foliage. Good low hedge or groundcover. Tolerates heat, humidity and especially, shade. Mature size 3-4’ height and 3-4’ width. Zone(s) 6-9.

**Yewtopia® Plum** (*Cephalotaxus harringtonia* ‘Yewtopia’) – Upright, vase-shaped evergreen with short, green needle-like foliage. Great choice for low-growing hedges. Heat and drought-tolerant and will thrive in shady locations. Mature size 3-4’ height and 3-4’ width. Zone(s) 6-9. Southern Living PLANT COLLECTION

**YUCCA**

**Color Guard** (*Yucca filamentosa* ‘Color Guard’) – A variegated evergreen yucca with creamy yellow and light green foliage. Considered an architectural plant well suited for any landscape. Consider planting in a grouping. Mature size 3-5’ height and 2-3’ width. Zone(s) 4-10. **Oasis**

**Red** (*Hesperaloe parviflora*) – This exotic evergreen yucca is tolerant of temperatures as low as -10°F. Long, leathery blue-green foliage is offset by clusters of rosy-pink flowers on tall stems in summer. Mature size 3-4’ height and 4-6’ width. Zone(s) 5-11.

**ORNAMENTAL INFORMATION CHART**

ORNAMENTAL	LANDSCAPE USE	GROWTH RATE	TYPE	SIZE (HxW)	SEASON OF COLOR	COLOR	HARDINES ZONE
Abelia, Edward Goucher	Flower	Medium	E	5' x 5'	Late Spring	Pink	6-9
Abelia, Francis Mason	Flower/Mass	Medium	E	5' x 5'	Late Spring	White/Pink	6-9
Abelia, Glossy	Flower/Mass	Medium	E	5' x 5'	Late Spring/Summer	White/Pink	6-9
Abelia, Kaleidoscope PP#16988	Flower/Mass	Medium	E	2' x 3'	Spring	White	6-9
Abelia, Mardi Gras PP#15203	Flower/Mass	Medium	E	3' x 5'	Late Spring	Light-pink	6-9
Abelia, Peach Perfection PP#30954	Flower/Mass	Medium	E	3-4' x 2-3'	Late Spring/Summer	White	6-9
Abelia, Radiance PP#21929	Flower/Mass	Medium	E	2-3' x 3'	Late Spring/Summer	White	6-9
Abelia, Rose Creek	Flower/Mass	Medium	E	3' x 4'	Summer	Pink/White	6-9
Abelia, Twist of Lime™	Flower/Mass	Medium	E	3' x 4'	Late Spring	Light-pink	6-9

D= DECIDUOUS    E=EVERGREEN    SE=SEMI-EVERGREEN    P=PERENNIAL    A=ANNUAL

# ORNAMENTAL INFORMATION CHART

ORNAMENTAL	LANDSCAPE USE	GROWTH RATE	TYPE	SIZE (HxW)	SEASON OF COLOR	COLOR	HARDINES ZONE
Althea, Aphrodite	Flower/Specimen	Medium	D	8-10' x 6-8'	Summer	Pink/Red Eye	5-9
Althea, Lucy	Flower/Specimen	Medium	D	10-12' x 6-8'	Summer	Dark-pink	5-9
Althea, Morning Star	Flower/Specimen	Medium	D	8-10' x 6-8'	Summer	White/Red Eye	5-9
Althea, Purple Pillar® PP#25568	Flower/Specimen	Medium/Fast	D	10-12' x 2-3'	Summer til Frost	Purple	5-9
Althea, White Pillar® PP#28892	Flower/Specimen	Medium/Fast	D	10-12' x 2-3'	Summer til Frost	White	5-9
Anise, First Editions® BananAppeal® Small Tree PP#28887	Specimen/Mass	Medium	E	3-4' x 3-4'	Year-Round	Yellow	7-9
Anise, Florida	Screen, Plantings	Medium	E	8-10' x 6-8'	Spring	Red	7-9
Anise, Ocala	Screen, Mass, Plantings	Medium	E	8-10' x 6-8'	Spring	Yellow	6-9
Arborvitae, First Editions® Lemon Burst® PP#35206	Screen, Specimen	Moderate	E	4-6' x 3-4'	Year-Round	Yellow/Orange	4-8
Arborvitae, First Editions® Planet Earth® PP#35297	Screen, Specimen	Moderate	E	3-5' x 3-5'	Winter	Bronze	4-8
Arborvitae, First Editions® Tall Guy® PP#35180	Screen, Specimen	Moderate/Fast	E	8-12' x 2-3'	Year-Round	Green	4-8
Arborvitae, Green Giant	Screen, Specimen	Medium/Fast	E	30-40' x 12-15'	–	–	5-8
Aucuba, Gold Dust	Foliage	Medium	E	4-6' x 3-5'	Year-Round	Green/Gold	7-10
Azalea, Amagasa	Screen, Specimen	Medium/Fast	E	2' x 3'	Summer	Dark-pink	6-9
Azalea, Chinzan	Flower, Specimen, Mass	Medium	E	18-24'x3'	Spring/Fall	Deep Pink	6-9
Azalea, Conversation Piece	Flower, Specimen, Mass	Medium	E	2-3'x2-3'	Spring/Fall	Pink/Lavender/White	6-9
Azalea, Encore™ Autumn Amethyst™ PP#10567	Flower, Accent, Mass	Moderate	E	4'x4'	Spring thru Fall	Light Purple	6-10
Azalea, Encore™ Autumn Angel™ PP#15227	Flower, Accent, Mass	Moderate	E	3'x3'	Spring thru Fall	White	7-10
Azalea, Encore™ Autumn Bonfire™ PP#29770	Flower, Accent, Mass	Moderate	E	3.5' x 2.5'	Spring/Fall	Red	6-10
Azalea, Encore™ Autumn Bravo™ PP#11628	Flower, Accent, Mass	Moderate	E	4'x4.5'	Spring thru Fall	Red	6-9
Azalea, Encore™ Autumn Carnation™ PP#15339	Flower, Accent, Mass	Moderate	E	4.5'x4'	Spring thru Fall	Pink	6-10
Azalea, Encore™ Autumn Cheer™ PP#10579	Flower, Accent, Mass	Moderate	E	3'x3.5'	Spring thru Fall	Pink	6-10
Azalea, Encore™ Autumn Coral™ PP#10568	Flower, Accent, Mass	Moderate	E	2.5'x3'	Summer/Fall	Coral Pink	7-10
Azalea, Encore™ Autumn Embers™ PP#10581	Flower, Accent, Mass	Moderate	E	3'x3.5'	Spring thru Fall	Red/Orange	6-10
Azalea, Encore™ Autumn Empress™ PP#12109	Flower, Accent, Mass	Moderate	E	4'x3'	Spring/Fall	Vibrant Pink	6-10
Azalea, Encore™ Autumn Fire™ PP#28279	Flower, Accent, Mass	Moderate	E	2.5'x3'	Spring thru Fall	Red	6-10
Azalea, Encore™ Autumn Ivory™ PP#25046	Flower, Accent, Mass	Moderate	E	2.5'x3'	Spring thru Fall	White	7-10
Azalea, Encore™ Autumn Lilac™ PP#22762	Flower, Accent, Mass	Moderate	E	3'x3.5'	Spring thru Fall	Lavender	6-10
Azalea, Encore™ Autumn Lily™ PP#25073	Flower, Accent, Mass	Moderate	E	4.5'x4'	Spring thru Fall	White	6-10
Azalea, Encore™ Autumn Majesty® PP#32967	Flower, Accent, Mass	Moderate	E	3' x 3'	Spring thru Fall	Dark Purple	6-10
Azalea, Encore™ Autumn Moonlight™ PP#18416	Flower, Accent, Mass	Moderate	E	5'x4'	Spring thru Fall	White	7-10
Azalea, Encore™ Autumn Rouge™ PP#10438	Flower, Accent, Mass	Moderate	E	4'x4.5'	Spring thru Fall	Reddish Pink	6-10
Azalea, Encore™ Autumn Royalty™ PP#10580	Flower, Accent, Mass	Moderate	E	4.5'x4'	Spring thru Fall	Purple	6-10
Azalea, Encore™ Autumn Ruby™ PP#12110	Flower, Accent, Mass	Moderate	E	2.5'x3'	Spring thru Fall	Red	6-10
Azalea, Encore™ Autumn Sangria™ PP#15077	Flower, Accent, Mass	Moderate	E	4.5'x4'	Spring thru Fall	Dark-pink	6-10
Azalea, Encore™ Autumn Starburst® PP#32506	Flower, Accent, Mass	Moderate	E	3' x 3-4'	Spring thru Fall	Bicolor Pink	6-10
Azalea, Encore™ Autumn Sunburst™ PPIP	Flower, Accent, Mass	Moderate	E	3'x3.5'	Spring thru Fall	Coral Pink w/White Edge	6-10
Azalea, Encore™ Autumn Sundance™ PP#16184	Flower, Accent, Mass	Moderate	E	3.5'x4'	Spring thru Fall	Vibrant Pink	6-10
Azalea, Encore™ Autumn Sunset™ PP#16248	Flower, Accent, Mass	Moderate	E	3'x3.5'	Spring thru Fall	Orange/Red	6-10
Azalea, Encore™ Autumn Twist™ PP#12133	Flower, Accent, Mass	Moderate	E	4.5'x4'	Spring thru Fall	Purple/Pnk/Wht	6-10
Azalea, Fashion	Flower, Specimen, Mass	Medium	E	2-4'x3-5'	Spring	Salmon	6-9
Azalea, Formosa Lavender	Flower, Specimen, Mass	Medium	E	6-8'x5-6'	Spring	Lavender	8-9
Azalea, Formosa Red	Flower, Specimen, Mass	Medium	E	2-4'x3-5'	Spring	Red	6-9
Azalea, G. G. Gerbing	Flower, Specimen, Mass	Medium	E	6-8'x4-6'	Spring	White	7-9
Azalea, George Tabor	Flower, Specimen, Mass	Medium	E	6-8'x4-6'	Spring	White	8-9
Azalea, Hardy Gardenia	Flower, Specimen, Mass	Slow/Medium	E	2-5'x3-5'	Spring/Fall	White	6-9
Azalea, Judge Solomon	Flower, Specimen, Mass	Medium	E	6-8'x6-8'	Spring	Pink	7-10
Azalea, Pink Ruffles	Flower, Specimen, Mass	Medium	E	2-4'x2-4'	Spring/Fall	Pink	7-10
Azalea, Pride of Mobile	Flower, Specimen, Mass	Medium	E	5-10'x7-12'	Spring	Rose-pink	7-10
Azalea, Red Ruffles	Flower, Specimen, Mass	Medium	E	2-4'x2-4'	Spring	Red	8-9
Azalea, Watchet	Flower, Specimen, Mass	Medium	E	2-5'x3-5'	Spring	Pink	6-9
Bamboo Hedge, 'Multiplex'	Screen, Specimen	Medium	E	20-30'x4-6'	–	–	7-10
Bamboo Hedge, Chinese Goddess	Screen, Specimen	Medium	E	6-10'x6-8'	–	–	7-10
Banana, Skinneriana	Flower, Screen, Specimen	Medium	E	15-20'x8-12'	Spring	Yellow/Cream	7-10
Barberry, Orange Rocket PP#18411	Foliage, Mass, Border	Medium	D	4' x 18"	Late Spring	Yellow	5-9
Beautyberry, American	Foliage	Medium	E	3-9'x3-9'	Summer (Purple Berries)	Violet	7-11
Beautyberry, Pearl Glam® PP#28312	Flower, Berry, Accent	Medium	D	4-5' x 3-4'	Late Summer	Orchid Pink	5-9
Bignonia, Tangerine Beauty Crossvine	Flower, Foliage	Medium	SE	up to 30'	Spring/Summer	Bright Orange	6-9
Bottlebrush, Better John™ PP#27331	Flower, Screen Specimen	Medium/Fast	E	2-4'	Summer	Red	9-11
Bottlebrush, Crimson	Flower, Screen Specimen	Medium/Fast	E	8-10'x8-10'	Spring to Summer	Bright-red	8-10
Bottlebrush, Light Show® Red PP#27547	Flower, Specimen	Medium/Fast	E	2-3' x 2-3'	Early Summer to Fall	Red	8-10

D= DECIDUOUS

E=EVERGREEN

SE=SEMI-EVERGREEN

P=PERENNIAL

A=ANNUAL

# ORNAMENTAL INFORMATION CHART

ORNAMENTAL	LANDSCAPE USE	GROWTH RATE	TYPE	SIZE (HxW)	SEASON OF COLOR	COLOR	HARDINES ZONE
Bottlebrush, Little John	Flower, Screen Specimen	Medium/Fast	E	3'x5'	Spring to Summer	Bright-red	8-11
Bottlebrush, Upright	Flower, Screen Specimen	Medium/Fast	E	10-12'x6-8'	Winter to Summer	Bright-red	8-11
Boxwood, Japanese	Foundation	Slow	E	5-6'x4-6'	Year-Round	–	6-9
Boxwood, Little Missy PP#24703	Foundation	Slow	E	30" x 3-4'	Year-Round	–	5-9
Boxwood, Wintergreen	Foundation	Slow	E	3-4'x3-5'	Year-Round	–	5-8
Butterfly Bush, Black Knight	Flower	Fast	P	6-8'x4-6'	Mid Summer to Fall	Dark Purple	5-9
Butterfly Bush, Flutterby Petite® 'Tutti Fruitti' PP#22177	Flower	Moderate	S	2-2.5'x2-2.5'	Summer til Frost	Fuchsia-Pink	5-9
Butterfly Bush, Nanho Blue	Flower	Fast	P	5-6'x3-5'	Summer/Fall	Blue	5-9
Butterfly Bush, Pink Delight	Flower	Fast	P	6-8'x4-6'	Summer to Fall	Pink	5-9
Butterfly Bush, Pugster® Amethyst PP#30236	Flower, Accent, Mass	Moderate	D	2' x 2'	Summer til Frost	Purplish	5-9
Butterfly Bush, Pugster® Blue PP#28794	Flower, Accent, Mass	Moderate	D	2' x 2'	Summer til Frost	Blue	5-9
Butterfly Bush, Pugster® Periwinkle PP#28796	Flower, Accent, Mass	Moderate	D	2' x 2'	Summer til Frost	Soft Purple	5-9
Butterfly Bush, Pugster® Pinker PP#33565	Flower, Accent, Mass	Moderate	D	2' x 2'	Summer til Frost	Pink	5-9
Butterfly Bush, White Profusion	Flower	Fast	P	6-8'x6-8'	Spring/Summer	White	5-11
Buttonbush, First Editions® Fiber Optics® PP#29475	Flower, Specimen, Mass	Slow/Medium	D	5-6' x 5-6'	Summer	Creamy white	4-9
Camellia Ackerman Hybrids, Winter's Star PP#116247	Flower, Specimen	Medium	E	10'x10'	Spring	Pink	7-9
Camellia Hiemalis, Kanjiro	Flower, Specimen	Medium	E	10-12'x8-10'	Late Fall	Pink/Red	7-9
Camellia Hiemalis, Shishigashira	Flower, Border, Specimen	Slow	E	4-5'x6-8'	Fall	Rose Red	7-9
Camellia hybrid, Christmas Carol™	Flower, Specimen	Medium	E	5-7' x 3-5'	Late Fall	Red/White	7-9
Camellia hybrid, Junior Miss	Flower, Specimen	Medium	E	6-7' x 6-7'	Spring	Blush Pink	7-9
Camellia hybrid, October Magic® Crimson N' Clover™ PP#30386	Flower, Specimen, Screen	Medium	E	8-10' x 5-6'	Late Fall	Crimson Red	7-9
Camellia hybrid, Tea Plant	Flower, Specimen	Medium	E	10-15' x 10-15'	Late Fall	White	7-9
Camellia Japonica, Black Magic	Flower, Specimen	Medium	E	8-12' x 6-10'	Spring	Deep red	7-9
Camellia Japonica, Dr. Tinsley	Flower, Specimen	Medium	E	6-8'x8-10'	Late Fall	Shell pink	7-9
Camellia Japonica, Early Wonder®	Flower, Specimen	Medium	E	6-8'x8-10'	Early Spring	Lavender-Rose	7-9
Camellia Japonica, Junior Miss	Flower, Specimen	Medium	E	6-7' x 6-8'	Spring	Blended pink	7-10
Camellia japonica, La Peppermint	Flower, Specimen	Medium	E	10-12' x 10-12'	Late Winter/Spring	White/Red	7-9
Camellia Japonica, Pink Perfection	Flower, Specimen	Medium	E	6-8'x8-10'	Fall	Pink	7-9
Camellia Japonica, Professor Sargent	Flower, Specimen	Slow	E	8-12'x6-10'	Late Fall	Deep-red	7-9
Camellia Japonica, Sea Foam	Flower, Specimen	Medium	E	10-15'x6-10'	Spring	White	7-9
Camellia Japonica, Tricolor Perfecta	Flower, Specimen	Medium	E	6-10'x4-6'	Spring	Pink/Red/White	7-9
Camellia Japonica, White by the Gate	Flower, Specimen	Medium	E	10-12'x6-8'	Spring	White	7-9
Camellia Sasanqua, Maiden's Blush	Flower, Specimen	Medium	E	8-10'x10-12'	Late Fall	Pink	7-9
Camellia Sasanqua, Mine-no-Yuki	Flower, Specimen	Medium	E	6-8'x6-8'	Fall	White	7-9
Camellia Sasanqua, October Magic® Ruby™ PP#24538	Flower, Specimen	Medium	E	3-4' x 4-5'	Fall	Red	7-9
Camellia Sasanqua, October Magic® White Shi-Shi™ PP#27553	Flower, Specimen	Medium	E	3-4' x 3-4'	Fall	White	7-9
Camellia Sasanqua, October Magic™ Orchid PP#20465	Flower, Specimen	Medium	E	4-5'x3-4'	Fall	White/Pink	7-9
Camellia sasanqua, Pink Snow	Flower, Specimen, Screen	Medium	E	10-12' x 8-10'	Late Fall	Pink	7-9
Camellia Sasanqua, Sparkling Burgundy	Flower, Specimen	Medium	E	6-8'x5-7'	Late Fall	Rose Red	7-9
Camellia Sasanqua, Susy Dirr PP#24888	Flower, Specimen	Medium	E	8-12'x5-7'	Late Fall	Pink	7-9
Camellia Vernalis, Yuletide	Flower, Border, Specimen	Medium	E	8-10'x8-10'	Fall	Red	7-9
Camellia, Taylor's Perfection	Flower, Specimen	Medium	E	6-8' x 6-8'	Late Fall	Light-pink	7-9
Cherry Laurel, Compacta	Flower, Foliage, Screen	Medium	E	8-10'x6-8'	Winter to Spring	White	8-10
Cleyera, Bigfoot™ PP#13680	Flower, Foliage, Screen	Medium	E	15-20'x5-6'	Summer	–	7-10
Cleyera, Bronze Beauty™ PP#11735	Flower, Foliage, Screen	Medium	E	8-10'x5-6'	Summer	–	7-11
Cleyera, Japanese	Flower, Foliage, Screen	Medium	E	12-14'x5-6'	Summer	Creamy White	7-11
Cleyera, LeAnn™ PP#11737	Flower, Foliage, Screen	Medium	E	10-12'x6-7'	Summer	–	7-10
Cryptomeria, Dragon Prince™	Screen, Specimen	Slow	E	2-4'x3-4'	–	–	5-7
Cryptomeria, Globosa Nana	Screen, Specimen	Slow	E	2-4'x3-4'	–	–	5-7
Cypress, Arizona	Screen, Specimen	Medium	E	50-60'x25-30'	–	–	5-11
Cypress, Italian	Screen, Specimen	Slow/Medium	E	40'x4-6'	–	–	7-10
Cypress, Leyland	Screen, Specimen	Medium/Fast	E	40-60'x20-25'	–	–	6-10
Cypress, Paul's Gold	Specimen, Accent	Slow	E	5' x 6'	Year-Round	Gold	5-8
Distylium, Cast in Bronze™ PP#32785	Specimen, Mass	Medium	E	3-4' x 3-4'	Spring	Bronze	7-9
Distylium, First Editions® Cinnamon Girl® PP#27631	Screen, Specimen	Medium	E	2-3'x3-4'	Winter	Purple/Green	7-9
Distylium, First Editions® Coppertone™ PP#25304	Screen, Specimen	Medium	E	3-4'x4-5'	Winter	Blue-Green/Red	7-9
Distylium, First Editions® Linebacker™ PP#25984	Screen, Specimen	Medium	E	8-10'x6-8'	Winter	Green/Red	7-9
Distylium, First Editions® Swing Low™ PP#29779	Screen, Specimen	Medium	E	2-3' x 4-6'	Spring	Blue-Green	7-9
Distylium, First Editions® Vintage Jade PP#23128	Screen, Specimen	Medium	E	3-4'x4-5'	Winter	Red	7-9
Distylium, Jewel Box™	Specimen, Mass	Medium	E	2-3' x 3-4'	Winter	Blue-Green	7-9
Elaeagnus, Ebbingei	Flower, Screen	Fast	SE	10'x10'	Spr. Blooms, Wtr. Berries	White	7-11

D= DECIDUOUS    E=EVERGREEN    SE=SEMI-EVERGREEN    P=PERENNIAL    A=ANNUAL

# ORNAMENTAL INFORMATION CHART

ORNAMENTAL	LANDSCAPE USE	GROWTH RATE	TYPE	SIZE (HxW)	SEASON OF COLOR	COLOR	HARDINES ZONE
Fatsydera, Angvo Star	Flower, Screen	Medium	E	5-6'x4-5'	Spring	Green/Creamy White	7-9
Fatsia, Japonica	Accent, Focal	Medium	E	3-6'x3-6'	Summer/Fall	-	8-10
Fatsia, Spider's Web	Specimen, Accent	Medium/Fast	E	4-5' x 3-5'	Spring thru Fall		8-10
Forsythia, Spectabilis	Flower, Foundation	Medium	D	8-10'x8-10'	Spring	Yellow	5-9
Fothergilla, Mount Airy	Accent, Foundation	Medium	D	5-6'x5-6'	Spring	White	4-9
Gardenia, August Beauty	Flower, Screen	Medium	E	4-6'x3-4'	Spring thru Summer	White	8-11
Gardenia, Buttons PP#24229	Flower, Border, Foundation	Medium	E	18-24" x 3'	Spring thru Fall	White	7-10
Gardenia, Diamond Spire™ PP#32516	Specimen, Accent	Medium	E	3-4' x 2'	Spring thru Fall	White	7-10
Gardenia, First Editions® Double Mint PP#23507	Flower, Border, Foundation	Medium	E	3'x3'	Spring thru Fall	White	7-9
Gardenia, Frost Proof	Flower, Foundation	Medium	E	3-4'x3-6'	Spring thru Fall	Creamy White	7-10
Gardenia, Hardy Daisy	Flower, Foundation	Slow	E	3-4'x3-4'	Spring/Summer	White	7-10
Gardenia, Jubilation™ PP#21983	Flower, Border, Foundation	Medium	E	3-4'x3-4'	Spring thru Fall	White	7-10
Gardenia, Radicans	Flower, Border, Foundation	Medium	E	2'x3-4'	Spring/Summer	White	7-10
Grass, Fountain, Dwarf	Flower, Fol., Border, Mass	Medium	P	2-3'x1-2'	Summer thru Fall	Buff	4-11
Grass, Maiden	Flower, Fol., Border, Mass	Fast	P	6-8'x3-5'	Late Summer thru Fall	Reddish	4-9
Grass, Maiden, Dwarf	Flower, Fol., Border, Mass	Fast	P	3-4'x3'	Late Summer thru Fall	Cream	5-9
Grass, Maiden, Variegated	Flower, Foliage, Mass	Fast	P	2-3'x3-4'	Late Summer thru Early Fall	Red Tinted	4-9
Grass, Muhly	Flower, Foliage, Mass	Medium	P	3-4'x4-5'	Late Summer thru Fall	Pink	6-9
Grass, Pampas	Flower, Foliage, Mass	Fast	P	5-10'x5-10'	Summer	White	7-11
Grass, Purple Fountain	Flower, Fol., Border, Mass	Medium	A	2-4'x2-3'	Summer thru Fall	Rose Red	8-11
Grass, Zebra	Mass	Fast	P	4-7'x3-5'	Late Summer	Silvery White	4-9
Hawthorn, Eleanor Taber™ PP#9398	Flower, Foundation, Mass	Medium	E	4'x3'	Mid Winter thru Spring/Fall	Pink	7-10
Hawthorn, Snow White Indian	Flower, Foundation, Mass	Medium	E	3-6'x3-6'	Spring	White	7-11
Hibiscus, Confederate Rose	Flower, Foliage, Screen	Late Spring	E	8-12'x8'	Summer thru Fall	Red	7-9
Hibiscus, Head Over Heels® Adore PPAF	Accent, Specimen, Container	Fast	D	3' x 4'	Summer til Frost	Pink	4-10
Hibiscus, Head Over Heels® Blush PP#30824	Accent, Specimen, Container	Fast	D	3' x 4'	Summer til Frost	Blush Pink	4-10
Hibiscus, Head Over Heels® Passion PPAF	Accent, Specimen, Container	Fast	D	3' x 4'	Summer til Frost	Bright Pink	4-10
Holly, Burford	Berry, Screen, Specimen	Medium	E	15-25'x15-25'	Spr. Blooms, Wtr. Berries	Red	7-9
Holly, Burford, Dwarf	Berry, Screen, Accent	Medium	E	10' x 8'	Fall	Red	7-9
Holly, Carissa	Foundation, Mass	Slow/Medium	E	3-4'x3-4'	Spring	-	7-9
Holly, Compacta	Foundation, Mass	Slow	E	6-8'x6-10'	-	-	6-8
Holly, Dwarf Yaupon Taylor's Rudolph	Foundation, Mass	Slow	E	3' x 5'	-	-	7-9
Holly, Eagleston	Berry, Screen	Slow/Medium	E	15-20'x12-14'	Spr. Blooms, Wtr. Berries	Red	6-9
Holly, East Palatka	Foundation, Mass	Medium	E	30-45'x10-15'	Spr. Blooms, Wtr. Berries	-	7-9
Holly, Foster	Accent, Focal	Slow/Medium	E	20'x12'	Spr. Blooms, Wtr. Berries	-	6-9
Holly, Helli	Foundation, Mass	Slow	E	3-6'x5-8'	Spring	-	5-8
Holly, Liberty™ PP#12009	Berry, Screen	Medium	E	6-8'x4-6'	Spr. Blooms, Wtr. Berries	Red	6-9
Holly, Needlepoint	Berry, Mass, Screen	Medium	E	10-15'x10-12'	Spr. Blooms, Wtr. Berries	Red	6-9
Holly, Nellie R. Stevens	Berry, Screen	Fast	E	15-20'x10'	Spr. Blooms, Wtr. Berries	Red	6-9
Holly, Oak Leaf™ PP#9487	Berry, Screen, Specimen	Fast	E	14'x8'	Spr. Blooms, Wtr. Berries	Red	6-9
Holly, Oakland™ PP#14417	Berry, Screen Specimen	Fast	E	15-20'x12-15'	Spr. Blooms, Wtr. Berries	Red	6-9
Holly, Savannah	Berry, Screen, Specimen	Fast	E	20-30'x15-25'	Spr. Blooms, Wtr. Berries	Red	5-9
Holly, Sky Pencil	Accent, Specimen	Medium	E	6-8'x2-3'	-	-	5-9
Holly, Soft Touch	Foundation, Mass	Slow	E	2-3'x2-3'	-	-	5-9
Holly, Yaupon Pride of Houston	Berry, Screen, Specimen	Medium	E	15'x8'	Fall	Red	7-10
Holly, Yaupon, Dwarf	Berry, Screen, Specimen	Medium	E	3-5'x6'	Fall	Red	6-10
Holly, Yaupon, Weeping	Berry, Screen, Specimen	Medium	E	15'x10'	Spr. Blooms, Wtr. Berries	Red	7-10
Honeysuckle, Winter	Flowering Vine	Fast	D	6-10'x5'	Winter	White	3-9
Honeysuckle, Yellow Trumpet	Flowering Vine	Fast	D	10-12'x3-4'	Spring thru Fall	Yellow	4-9
Hydrangea, Big Daddy PP#14527	Flower, Accent, Mass	Moderate	D	5-6'x5-6'	Spring	Blue to Pink	6-9
Hydrangea, Bobo® PP#22782	Flower, Accent, Mass	Moderate	D	4-5' x 3-4'	Summer	White	3-9
Hydrangea, Endless Summer® BloomStruck® PP#25566	Flower, Accent, Mass	Moderate	D	3-4'x4-5'	Summer thru Fall	Violet/Rose-Pink	4-9
Hydrangea, Endless Summer® Blushing Bride PP#17169	Flower, Accent, Mass	Moderate	D	3-4'x4-5'	Summer thru Fall	Pink/Blue	4-9
Hydrangea, Endless Summer® Summer Crush® PPAF	Flower, Accent, Mass	Moderate	D	1.5-3' x 1.5-3'	Summer thru Fall	Raspberry/Blue-purple	4-9
Hydrangea, Endless Summer® The Original PP#15298	Flower, Accent, Mass	Moderate	D	3-4'x4-5'	Summer thru Fall	Pink/Blue	4-9
Hydrangea, Endless Summer® Twist-n-Shout® PP#20176	Flower, Accent, Mass	Moderate	D	3-4'x4-5'	Summer thru Fall	Pink/Periwinkle	4-9
Hydrangea, Fairytrail Bride® PP#31120	Flower, Accent, Mass	Moderate	D	4' x 4'	Summer	White	7-9
Hydrangea, First Editions® Jetstream™ PP#25319	Flower, Accent, Mass	Moderate	D	5-6' x 4-5'	Summer	White to Pink	5-9
Hydrangea, First Editions® Little Hottie® PP#32549	Flower, Accent, Mass	Moderate	D	3-5' x 3-5'	Summer thru Fall	White	3-9
Hydrangea, First Editions® Strawberry Sundae® PP#25438	Flower, Accent, Mass	Moderate	D	4-5'x3-4'	Summer thru Fall	White/Pink	3-8
Hydrangea, Limelight Prime® PP#32511	Flower, Accent, Mass	Moderate	D	4-6' x 4-5'	Late Summer	White to Pink	3-9

D= DECIDUOUS

E=EVERGREEN

SE=SEMI-EVERGREEN

P=PERENNIAL

A=ANNUAL

# ORNAMENTAL INFORMATION CHART

ORNAMENTAL	LANDSCAPE USE	GROWTH RATE	TYPE	SIZE (HxW)	SEASON OF COLOR	COLOR	HARDINES ZONE
Hydrangea, Limelight™ PP#12874	Flower, Accent, Mass	Fast	D	6-8'x5-6'	Fall	Crème White	3-8
Hydrangea, Little Lime™ PP#22330	Flower, Accent, Mass	Moderate	D	3-5'x3-5'	Summer Repeat Bloomer	Green/White	3-9
Hydrangea, Marie's Variegated	Flower, Mass, Border	Medium	D	4-6'x4-6'	Spring thru Summer	Light-pink	5-9
Hydrangea, Mini Penny PP#15744	Flower, Accent, Mass	Moderate	D	3-6'x3-6'	Fall	Blue to Pink	4-6
Hydrangea, Nikko Blue	Flower, Mass, Specimen	Medium/Past	D	4-6'x4-6'	Summer	Blue or Pink	5-9
Hydrangea, Oakleaf	Flower, Foliage, Mass	Medium	D	5-6'x5-6'	Summer	White	5-9
Hydrangea, Pee Wee	Flower, Accent, Mass	Moderate	D	4'x3'	Spring thru Summer	Crème White	5-9
Hydrangea, Penny Mac	Flower, Mass, Specimen	Medium	D	6-8'x3-4'	Summer thru Fall	Blue	5-9
Hydrangea, White Wedding® PP#28973	Flower, Accent, Mass	Moderate	D	4-6' x 3-5'	Late Summer	White	4-8
Indigo	Flower, Mass	Medium	D	2-3' x 3-4'	Late Spring-Fall	Lavender/Pink	7-9
Jasmine, Confederate	Flower, Foliage, Groundcover	Fast	E	20' x 10'	Late Spring	White	8-10
Jasmine, Confederate Madison	Flower, Foliage	Fast	E	20' x 10'	Summer	White	7a-10
Jasmine, Primrose	Screens, Mass	Past	SE	5-6' x 6-8'	Spring	Yellow	8-9
Jasmine, Winter	Mass, Groundcover	Moderate	D	5-6' x 6-8'	Early Spring	Yellow	6-9
Jessamine, Carolina Yellow	Flower, Groundcover	Fast	SE	20' x 3'	Spring	Yellow	7-10
Juniper, Andorra	Foliage, Border, Groundcover	Slow/Medium	E	1.5' x 3'	-	-	5-9
Juniper, Blue Pacific	Foliage, Border, Groundcover	Slow/Medium	E	1' x 3'	-	-	7-9
Juniper, Blue Point	Pyramidal Upright Spec.	Slow/Medium	E	7' x 5'	-	-	6-9
Juniper, Blue Rug	Foliage, Border, Groundcover	Slow/Medium	E	1' x 5'	-	-	4-9
Juniper, Blue Vase	Foliage, Border	Slow/Medium	E	4' x 4'	-	-	4-8
Juniper, Grey Owl	Mass, Foliage	Medium	E	3-4' x 6-7'	-	-	4-9
Juniper, Hetzi Columnaris	Pyramidal Upright Spec.	Slow/Medium	E	10-15' x 5-7'	-	-	4-8
Juniper, Hollywood	Specimen	Medium	E	20' x 10'	-	-	6-9
Juniper, Parsoni	Foliage, Border, Groundcover	Medium	E	3' x 3'	-	-	7-9
Juniper, Procumbens Nana	Foliage, Border, Groundcover	Slow	E	2' x 6'	-	-	5-9
Juniper, Silver Mist	Foliage, Border, Groundcover	Slow	E	2' x 6'	-	-	6-9
Ligustrum, Recurve	Foliage, Screen, Specimen	Medium	E	15-18' x 10'	Spring	White	8-10
Ligustrum, Sunshine PP#20379	Foliage, Mass, Screen	Medium	E	6-8' x 12'	Summer	Golden Yellow	6-10
Ligustrum, Swift Creek	Foliage, Mass, Screen	Medium	E	6' x 6'	Spring	White	6-9
Ligustrum, Variegated Privet	Foliage, Mass, Screen	Medium	E	6-8' x 12'	Summer	White	6-10
Ligustrum, Waxleaf	Flower, Screen, Specimen	Fast	E	15-18' x 10'	Spring	White	8-10
Loropetalum, Burgundy	Flower, Foliage, Specimen	Medium	E	10' x 8'	Spring	Hot Pink	8-10
Loropetalum, Cherry Charm PP#23176	Flower, Foliage, Specimen	Medium	E	3-4' x 3-4'	Spring	Red	7-9
Loropetalum, Cherry Blast	Flower, Foliage, Specimen	Medium	E	5-6' x 5-6'	Spring	Deep Red	7-9
Loropetalum, Crimson Fire™ PP#25534	Flower, Foliage, Specimen	Medium	E	3' x 4'	Spring	Ruby Red	8-10
Loropetalum, Emerald Snow® PP#21738	Flower, Foliage, Specimen	Medium	E	3-4' x 3-4'	Spring	Hot Pink	8-10
Loropetalum, Ever Red®	Flower, Accent, Mass	Moderate	E	4-5' x 4-5'	Spring	Red	7-9
Loropetalum, Jazz Hands® Variegated PP#27713	Flower, Foliage, Specimen	Medium	E	4-6' x 4'	Spring	Pink	7-9
Loropetalum, Purple Daydream® PP#25471	Flower, Foliage, Specimen	Medium	E	2-3' x 3-4'	Spring	Purple	7-10
Loropetalum, Purple Diamond® PP#18331	Flower, Foliage, Specimen	Medium	E	4-5' x 4-5'	Spring	Hot Pink	8-10
Loropetalum, Purple Pixie® PP#18441	Flower, Foliage, Specimen	Medium	E	1-2' x 4-5'	Spring	Purple	8-10
Loropetalum, Ruby	Flower, Foliage, Specimen	Medium	E	3-5' x 3-5'	Spring	Hot Pink	8-10
Loropetalum, Zhuzhou	Flower, Foliage, Specimen	Medium	E	10' x 6'	Spring	Deep Pink	8-10
Magnolia Hybrid, Stellar Ruby PP#29778	Flower, Screen, Mass	Medium	E	10-15' x 6-8'	Late Spring	Pinkish	7-9
Mahonia, Beijing Beauty PP#29095	Flower, Accent, Mass	Medium	E	4-5' x 4-5'	Late Winter/Spring	Yellow	7-9
Mahonia, Leatherleaf	Shade, Specimen	Slow	E	5-6' x 3-4'	Spring	Golden Yellow	7-9
Mahonia, Marvel PP#27425	Flower, Accent, Mass	Slow	E	6' x 4'	Fall	Yellow	6-9
Mahonia, Soft Caress™ PP#20183	Flower, Accent, Mass	Slow/Mod	E	2-3' x 2-3'	Winter	Yellow	7-9
Mockorange, Mockorange	Shade, Specimen	Slow	D	8' x 8'	Summer	White	4-8
Nandina, Blush Pink™ PP#19916	Foliage or Mass	Moderate	E	1-2' x 1-2'	Spring-Fall	-	6-9
Nandina, Compacta	Foliage, Mass	Medium	E	4' x 3-4'	Spring-Fall	Red Foliage	7-10
Nandina, Firepower	Foliage, Border, Mass	Medium	E	1-2' x 2'	Spring-Fall	Red Foliage	7-10
Nandina, Flirt™ PP#21391	Foliage or Mass	Moderate	E	1-2' x 1-2'	Spring-Fall	-	6-9
Nandina, Gulf Stream PP#5656	Foliage, Mass	Medium	E	2-3' x 2'	Spring-Fall	Red Foliage	6-9
Nandina, Lemon Lime PP#24749	Foliage, Mass	Medium	E	3-4' x 3-4'	Spring-Fall	-	6-9
Nandina, Obsession™ PP#21891	Foliage or Mass	Moderate	E	3-4' x 3-4'	Spring-Fall	-	6-9
Oleander, Hardy Red	Foliage or Mass	Moderate	D	10' x 8-10'	Summer	Red	7-9
Oleander, Petite Pink	Foliage or Mass	Moderate	D	4' x 4'	Summer	Pink	8-10
Oleander, Petite Red	Foliage or Mass	Slow	D	4' x 4'	Summer	Red	8-10
Oleander, Petite White	Foliage or Mass	Slow	D	3-4' x 2-3'	Summer	White	8-10
Oleander, Twist of Pink™ Variegated	Foliage or Mass	Moderate	D	10' x 8'	Summer	Deep Pink	8-10
Palm, Samo	Foliage, Specimen	Slow	E	10-12'x10-12'	-	-	8-11

D= DECIDUOUS    E=EVERGREEN    SE=SEMI-EVERGREEN    P=PERENNIAL    A=ANNUAL


# ORNAMENTAL INFORMATION CHART

ORNAMENTAL	LANDSCAPE USE	GROWTH RATE	TYPE	SIZE (HxW)	SEASON OF COLOR	COLOR	HARDINES ZONE
Palm, Windmill	Accent, Specimen	Slow	E	30' x 20'	–	–	8-11
Philodendron, Splitleaf	Foliage, Specimen	Medium	A	5' x 6'	–	–	10-11
Philodendron, Xanadu	Foliage, Specimen	Medium	A	3-5' x 4-5'	–	–	9-10
Pieris, Mountain Snow™	Foliage, Mass, Screen	Medium	E	3-4' x 2-3'	Spring	White	4-8
Pieris, Southern Lady PP#23584	Foliage, Mass, Screen	Medium	E	3-4' x 2-3'	Spring	White	4-8
Pittosporum, Mojo® PP#16188	Foliage, Mass, Screen	Slow	E	3-4' x 3-4'	Spring	White	7-10
Pittosporum, Variegated	Foliage, Mass, Screen	Slow	E	6-8'x6-8'	Spring	White	8-11
Pittosporum, Wheeler's Dwarf	Foliage, Mass, Screen	Slow	E	3-4' x 3-4'	Spring	White	9-10
Pussy Willow, French Pink	Flower, Specimen	Fast	D	12-18' x 8-12'	Spring	White	4-8
Quince, Cameo	Flower, Foliage	Medium	D	4-5' x 4-5'	Spring-Fall	Pink	5-9
Quince, Crimson and Gold	Flower, Foliage	Medium	D	3-4' x 4-5'	Spring-Fall	Red	5-9
Rose, Apricot Drift® PP#2354	Groundcover, Flower, Mass	Medium	D	1.5'x2.5'	Spring to Frost	Apricot	4-11
Rose, At Last® PP#27541	Flower, Mass	Medium	D	30-36" x 30-36"	Spring to Frost	Orange	5-9
Rose, Belinda's Dream	Flower, Mass	Medium	D	3-6' x 3-6'	Spring-Summer	Pink	5-9
Rose, Candy Cane Cocktail™ PP#28661	Flower, Mass	Medium	D	3-4' x 3'	Spring to Frost	Dark Pink/White	5-9
Rose, Cinco De Mayo™ PP#21709	Flower, Mass	Medium	D	3-4' x 3-4'	Spring	Russett	5-9
Rose, Coral Drift® PP#19148	Groundcover, Flower, Mass	Medium	D	1.5'x2.5'	Spring to Frost	Coral-Orange	4-11
Rose, Icecap™ PP#26790	Groundcover, Flower, Mass	Medium	D	30" x 3-4'	Spring-Summer	White	4-9
Rose, Julia Child™ PP#18473	Flower, Mass	Medium	D	3-4' x 3-4'	Spring	Yellow	5-9
Rose, Knock Out® Coral PP#19803	Flower, Mass	Medium	D	4-5' x 4-5'	Spring	Coral-Orange	5-10
Rose, Knock Out® Peachy PP#25628	Flower, Specimen	Fast	D	3' x 3-4'	Spring-Summer	Pink	4-10
Rose, Knock Out® Pink Double PP#18507	Flower, Mass	Medium	D	3-4' x 3-4'	Spring	Pink	5-9
Rose, Knock Out® Red Double PP#16202	Flower, Specimen	Fast	D	4-5' x 4-5'	Spring-Summer	Pink/Red	4-10
Rose, Knock Out® Red PP#11836	Flower, Specimen	Fast	D	4-5' x 4-5'	Spring-Summer	Red	4-10
Rose, Knock Out® Sunny PP#18562	Flower, Specimen, Mass	Medium	D	3-4' x 3-4'	Spring-Summer	Yellow	5-9
Rose, Knock Out® White PP#20273	Flower, Specimen	Fast	D	3-4' x 3-4'	Spring-Summer	White	4-10
Rose, Lady Banks	Arbors, Flowering Vine	Fast	D	15' spreading	Spring-Summer	Yellow	7-9
Rose, Peach Drift® PP#18542	Flower, Specimen, Mass	Medium	D	1.5'x2'	Spring to Frost	Peach	4-11
Rose, Peggy Martin	Arbors, Flowering Vine	Medium	D	10-15' x 8-12'	Summer thru Fall	Pink	5-11
Rose, Pink Drift® PP#18874	Groundcover, Mass	Medium	D	1.5'x3'	Spring to Frost	Pink	4-11
Rose, Plum Perfect™ Sunbelt® PP#22691	Flower, Specimen	Medium	D	30" x 18"	Spring-Summer	Plum	5-10
Rose, Popcorn Drift® PP#24773	Groundcover, Mass	Medium	D	1.5'x2.5'	Spring to Frost	Yellow/Cream White/Pink	4-11
Rose, Red Drift® PP#17877	Groundcover, Mass	Medium	D	1.5'x2.5'	Spring to Frost	Red	4-11
Rose, Sweet Drift® PP#21612	Groundcover, Mass	Medium	D	1.5'x2.5'	Spring to Frost	Pink	4-11
Rose, The Petite Knock Out® PP#30811	Flower, Specimen, Container	Fast	D	18" x 18"	Spring-Summer	Red	4-10
Rose, White Drift® PP#28054	Groundcover, Flower, Mass	Medium	D	18" x 18"	Spring to Frost	White	4-10
Serissa, Variegated	Specimen, Flower, Mass	Medium	D	3-4' x 3-4'	Spring	White/Pink	7-11
Spiraea, Double Play® Candy Corn® PP#28313	Flower, Foliage, Border, Mass	Medium	D	18" x 18"	Early Summer	Red-violet	4-8
Spirea, Reeves	Flower, Foundation, Mass	Medium	SE	5' x 5'	Spring	White	5-9
Sweet Olive	Flower, Foliage, Screen	Slow	E	10-15' x 8'	Fall	White	8-10
Sweet Olive, Fudzinghu Dwarf	Flower, Foliage, Screen	Slow	E	8-10' x 6-8'	Fall	White	7-9
Sweetspire, Henry's Garnet	Flower, Fall Color	Medium	D	5' x 6'	Late Spring	White	5-9
Sweetspire, Little Henry® PP#10988	Flower, Fall Color	Medium	D	2-3' x 2-3'	Late Spring	White	5-9
Texas Sage, Desperado™	Mass, Border	Medium	E	4-6' x 4-6'	Summer	Lavender	8-10
Viburnum, Awabuki Chindo	Mass, Border	Medium	E	12' x 12'	Summer	Lavender	7-11
Viburnum, Chinese Snowball	Flower, Screen, Specimen	Medium/Fast	SE	12-15' x 12-15'	Spring	White	6-9
Viburnum, Coppertop™ Sweet PP#30449	Screen, Mass, Hedge	Medium	E	8-10' x 5-6'	Summer thru Fall	White	7-9
Viburnum, Popcorn	Flower, Screen, Specimen	Medium/Fast	D	6-8 x 6-8'	Spring	White	5-9
Viburnum, Sweet	Flower, Mass, Screen	Medium	E	10-20' x 8-15'	Early Spring	White	8-10
Vitex, First Editions® Delta Blues™ PP#25914	Flower, Mass, Screen	Medium	D	8' x 10'	Late Spring	Blue/Purple	6-9
Vitex, First Editions® Flip Side® PP#30283	Flower, Mass, Screen	Medium	D	3-5' x 3-5'	Summer thru Fall	Dark Purple	3-9
Vitex, Shoal Creek	Flower, Screen	Fast	D	12' x 8'	Summer	Lilac	7-10
Waxmyrtle, Don's Dwarf	Mass or Screen	Fast	E	3-4' x 3-4'	NA	none	7-10
Wisteria, Amethyst Falls	Flower, Accent	Fast	D	Climbing 20-30'	Spring	Purple	5-9
Wisteria, Blue	Flower, Accent	Fast	D	Climbing 20-30'	Spring	Purple	5-8
Wisteria, White	Flower, Accent	Fast	D	20-30'	Early Spring	White	5-8
Yew, Japanese	Shade-tolerant, Screen	Slow	E	10-15' x 5-7'	–	–	8-10
Yew, Pringle's Dwarf Japanese	Screen, Specimen	Slow	E	3-5' x 6'	–	–	8-11
Yew, Spreading Japanese Plum	Screen, Specimen	Slow	E	3-4' x 3-4'	–	–	6-9
Yew, Yewtopia® Plum	Screen, Specimen	Slow	E	3-4' x 3-4'	–	–	6-9
Yucca, Color Guard	Flower, Accent	Slow/Medium	E	3-5'x2-3'	Summer	Green/Yellow	4-10
Yucca, Red	Foliage, Accent	Medium	E	3-4'x4-6'	Summer-Repeat Bloomer	Rosy-Pink	5-11

D= DECIDUOUS    E=EVERGREEN    SE=SEMI-EVERGREEN    P=PERENNIAL    A=ANNUAL


## DESCRIPTION OF GROUNDCOVER

### AJUGA


**Bronze Beauty** (*Ajuga reptans* 'Bronze Beauty') - Low spreading with variegated leaves in shades of deep green and deep purple. Produces clusters of deep blue flowers above the foliage in spring. Mature size 3-4" height and 2' width. Zone(s) 4-9. 

**Chocolate Chip** (*Ajuga reptans* 'Chocolate Chip') – Evergreen perennial groundcover with foliage that is dark green with hints of chocolate brown. Short spikes of blue flowers in spring. Mature size 4-6" height and 2' width. Zone(s) 4-9. 

### ASPIDISTRA


**Cast Iron Plant** (*Aspidistra elatior*) – Coarse textured large leaved groundcover. Withstands dense shade and tolerates poor soil conditions. Used in the Gulf South in mass plantings where an upright groundcover is desired. Mature size 18-30" height and width. Zone 8-10. 


### GRASS

**Mondo** (*Ophiogogon japonicus*) – Tough Medium-growing evergreen groundcover with thin blades that form a dense mat of foliage. Prefers partial shade but will tolerate full sun and dense shade. Grows well in most soil conditions. Mature size 12-15" height and width. Zone 7-9. 


**Mondo, Dwarf** (*Ophiogogon japonicus* 'Nana') – Tough Low-growing evergreen groundcover forming dense matted foliage. Prefers partial shade. Grows well in most soil conditions. Mature size 2-4" height and width. Zone 7-9.

### IVY


**English** (*Hedera helix*) – Vigorous, aggressive, fast-growing, woody evergreen that is primarily grown as a climbing vine or trailing ground cover. Dark-green leaves all year. Mature size 8" height and 50' width. Zone(s) 4-9. 


**Fig** (*Ficus pumila*) – Popular clinging vine used widely to climb masonry walls or any structure where a fine textured layer of foliage is desired. Prefers full sun to partial shade and well-drained soil. Mature size 40-50" height and width. Zone 9-11. 

### JASMINE


**Asian** (*Trachelospermum asiaticum*) – Evergreen vine that doubles as a ground cover. Very popular in landscapes. Dark-green, very glossy attractive leaves. Used quite often as a long-lasting ground cover. Mature size 10-18" height and width. Zone 7-11. 

### LIRIOPE

**Aztec** (*Liriope muscari* 'Aztec') – Cream to white variegated grass can reach a mature height of 24". Produces white spikes of bell-shaped flowers in summer. Not the most cold hardy variety of Liriope. Plant prefers partial to full shade. Mature size 15-18" height and width. Zone 7-11. 

**Big Blue** (*Liriope muscari* 'Big Blue') – Dark, green foliage with purple flowers. Great for adding attractive green color and interesting form. Takes full sun to shade. Use as groundcover, perennial border, and shrub beds. Mature size 16-20" height and width. Zone 6-10. 

**Super Blue** (*Liriope muscari* 'Super Blue') – Small, clumping ground cover with delicate violet flower spikes yielding clusters of black berries. Can tolerate more sun than other liriope. Mature size 1.5-2.5' height and width. Zone(s) 5-11. 

**Variegated** (*Liriope muscari* 'Variegata') – Medium-growing variegated evergreen groundcover. Forms a dense mat of foliage. Prefers full sun to partial shade and well-drained soils. Mature size 12-18" height and width. Zone 6-9. 

## GROUNDCOVER INFORMATION CHART

ORNAMENTAL	LANDSCAPE USE	GROWTH RATE	TYPE	SIZE (HxW)	SEASON OF COLOR	COLOR	HARDINES ZONE
Ajuga, Bronze Beauty	Groundcover	Slow-Medium	E	2-4" ht.	Spring	Blue	4-9
Ajuga, Chocolate Chip	Groundcover	Slow-Medium	E	4-6" ht.	Spring	Blue	4-9
Aspidistra, Cast Iron Plant	Shade Tolerant Groundcvr.	Slow-Medium	E	18-30" ht.	—	—	8-10
Grass, Mondo	Groundcover, Border	Medium	E	12-15" ht.	—	—	7-9
Grass, Mondo, Dwarf	Groundcover	Slow	E	2-4" ht.	—	—	7-8
Ivy, English	Masonry Groundcover	Medium	E	8" ht.	—	—	4-9
Ivy, Fig	Masonry Groundcover	Medium	E	40-50" ht.	—	—	9-11
Jasmine, Asian	Groundcover	Fast	E	10-18" ht.	—	—	7-11
Liriope, Aztec Grass	Groundcover	Medium	E	15-18" ht.	—	—	7-11
Liriope, Big Blue	Groundcover, Border	Medium	E	16-20" ht.	Summer	Purple	6-10
Liriope, Super Blue	Groundcover	Slow	E	18-30" ht.	Summer	Purple	5-11
Liriope, Variegated	Groundcover	Slow	E	12-18" ht.	Summer	Purple	6-9

D= DECIDUOUS

E=EVERGREEN

SE=SEMI-EVERGREEN

P=PERENNIAL

## TROPICALS

### CLERODENDRON

**Bleeding Heart Java Red** (*Clerodendron thomsoniae* 'Java Red') – A twining evergreen shrub or vine. It usually blooms during the warm months and provides showy red flowers with dark red corollas. Mature size 6-9' height and 3-4' width. Zone(s) 9-11.

**Bleeding Heart Red and White** (*Clerodendron thomsoniae*) – A twining evergreen shrub or vine. It usually blooms during the warm months and provides showy white flowers with dark red corollas giving a striking contrast. Mature size 6-9' height and 3-4' width. Zone(s) 9-11.

### CORDYLINE

**Hot Pepper** (*Cordyline terminalis* 'Hot Pepper') – Nice selection has new leaves that emerge with red, green and maroon tones. As the plant matures, the leaves become even more vibrant. Outstanding for a tropical effect. Mature size 36" height and 36" width. Zone(s) 9-12.

**Red Sister** (*Cordyline terminalis* 'Red Sister') – Striking red and burgundy foliage makes a bold statement in the garden. Wonderful contrasting plant to be considered for its colorful effect. Available in multiple forms. Mature size 36" height and 36" width. Zone(s) 9-11.

**Xerox** (*Cordyline terminalis* 'Xerox') – Nice selection with new leaves emerging with deep-pink and maroon tones. As the plant matures, the leaves become even more vibrant. Outstanding for a tropical effect. Mature size 36" height and 36" width. Zone(s) 9-11.

### CROTON

**Petra** (*Croton* 'Petra') – A stunning tropical plant. The waxy leaves are in a multitude of colors. The yellow or red veins on green and bronzy-yellow leaves add interest to mixed containers or formal landscape plantings. Available as a standard. Mature size 24" height and 24" width. Zone(s) 9-11.

### DIEFFENBACHIA

**Camille** (*Dieffenbachia* 'Camille') – Long-lived and durable houseplant with exceptional leaf markings. Magnificent splash of green and white will soften any room. Tolerates reduced light but best growth and foliage color with bright indirect light. An excellent patio plant for frost-free areas. Grows well in heat and humidity. Mature size 2-3' height and 2' width. Zone(s) 9-11.

**Compacta** (*Dieffenbachia* 'Compacta') – Durable, long lived houseplant with exceptional leaf markings. Magnificent splash of green and white will soften any room. Tolerates reduced light but best growth and foliage color with bright indirect light. An excellent patio plant for frost-free areas. Grows well in heat and humidity. Mature size 2-3' height and 2' width. Zone(s) 9-11.

### DRACAENA

**Compact** (*Dracaena* 'Compacta') – Evergreen, palm-like, foliage houseplant. Graceful fountain-like form of leaves are dark green. Very adaptable to wide range of growing conditions. Makes an excellent house plant or container plant. Mature size 2-3' height and 2' width. Zone(s) 9-11.

**Lemon Lime** (*Dracaena* 'Lemon Lime') – Evergreen, palm-like, foliage houseplant. Graceful fountain-like form of leaves have attractive lemon lime variegation. Very adaptable to wide range of growing conditions. Makes an excellent house plant or container plant. Mature size 4-6' height and 2-3' width. Zone(s) 9-11.

### DURANTA

**Sapphire Showers** (*Duranta repens* 'Sapphire Showers') - A very dense shrub with small glossy leaves. Small, white-edged, purple flowers hang in a pendulous profusion. Small, golden, ball-like fruit are quick to follow. Blooms summer to frost. Available as a standard. Mature size 3-8' height and width. Zone(s) 9-11.

**EUGENIA** (*Eugenia myrtifolius*) - This very compact grower is often used as a hedge or low border. Attractive, rounded form sports vivid bronzy-red new foliage throughout the year. Creamy-white flowers followed by edible, rosy-purple fruit. Accepts pruning well. Available as a Pom Pom, Spiral, 2 Balls Topiary, 3 Balls Topiary. Mature size 6-10' height and width. Zone(s) 9-11.

### FERN

**Kimberly Queen**<sup>®</sup> (*Nephrolepis obliterated* 'Kimberly Queen') – Durable fern that displays upward-arching, dark-green fronds that hold their shape in wind and rain. Mature size 24" height and 24" width. Zone(s) 9-11.

**Macho** (*Nephrolepis bisserreta* 'Macho Fern') – Considered an excellent landscape fern. Erect, upright-growing fronds are lush and symmetrical. Planted en masse or as accent plants they perform quite well in the garden. Available in multiple forms. Mature size 36" height and 24" width. Zone(s) 9-11.

### FICUS

**Fiddle-Leaf** (*Ficus lyrata*) – Handsome and stately; this fig tree can grow to reach almost any ceiling with time. Provides most dramatic effect when pruned to encourage new growth. Hard, leathery, glossy green leaves are nearly 18" long. Great accent for any room. Excellent patio plant. Mature size 6-12' height and 5-6' width. Zone(s) 9-11.

## FIRECRACKER PLANT

**Coral Fountain** (*Russelia equisetiformis*) - Beautiful tubular flowers are bright-red inside and out. Larger, flared petal-ends improve showiness of the display. Great container plant or in rock gardens. Excellent heat and humidity tolerance. Mature size 3-5' height and 3-5' width. Zone(s) 8-11.

## GARDENIA

**Aimee** (*Gardenia jasminoides* 'Aimee') - Spring-blooming shrub bearing large, white, very fragrant blooms. Dark-green leaves add stark contrast. Superb on the patio, espaliered or in mass plantings. Plant where its fragrance can be enjoyed. Available as a Standard. Mature size 5-7' height and 4-6' width. Zone(s) 8-11.

## HIBISCUS

**Double Orange** (*Hibiscus rosa-sinensis* 'Double Orange') - Glossy green leaves contrast very nicely with giant-sized, ruffled orange flowers. One of the best selections for patio containers. Adds summer tropics to outdoor areas. Available as a Standard. Mature size 36" height and 24" width. Zone(s) 9-11.

**Double Peach** (*Hibiscus rosa-sinensis* 'Double Peach') - Glossy leaves and large, double, peach-colored flowers. Great in containers. Adds tropical effect. Mature size 36" height and 24" width. Zone(s) 9-11.

**Double Red** (*Hibiscus rosa-sinensis* 'Double Red') - Glossy leaves and large, double, red-colored flowers. Great in containers. Available as a Standard. Mature size 36" height and 24" width. Zone(s) 9-11.

**Ft. Meyers Yellow** (*Hibiscus rosa-sinensis* 'Ft. Meyers Yellow') - Glossy leaves and large, yellow flowers. Great in containers. Available in Braided form. Mature size 36" height and 24" width. Zone(s) 9-11.

**Painted Lady** (*Hibiscus rosa-sinensis* 'Painted Lady') - Grown as a tree-form plant to provide an additional choice for container gardening or summer tropical accents. Wonderful pink blooms that are tinged with white contrast nicely with the glossy green foliage. Very showy! Bring indoors when frost is likely. Available as a Standard and in a Braided form. Mature size 36" height and 24" width. Zone(s) 9-11.

**President** (*Hibiscus rosa-sinensis* 'President') - Very large, bright-red flowers appear all summer. Great in containers or mixed in the tropical, sunny border. Available in a Braided form and as a Standard. Mature size 36" height and 24" width. Zone(s) 9-11.

**Single Yellow** (*Hibiscus rosa-sinensis* 'Single Yellow') - Vibrant-yellow flowers summer through fall. Flattened flowers against the glossy green foliage make a wonderful presentation. Available as a Standard. Mature size 36" height and 24" width. Zone(s) 9-11.

**HONEYSUCKLE, CAPE** (*Tecomaria capensis*) - Vigorous, evergreen vine or shrub. Shiny, divided leaves. Showy clusters of bright-orange, trumpet-shaped flowers in late summer. Use to cover fence, trellis, or prune for a shrub. Available as a Standard. Mature size 4-6' height and 15-20' width. Zone(s) 9-11.

## IXORA

**Maui Red** (*Ixora coccinea* 'Maui Red') - Features showy, red, ball-shaped flowers at the ends of its branches from late winter to late fall. Dependable year-round bloomer for warm southern climates. Attracts bees and butterflies. Mature size 3-5' height and width. Zone(s) 9-11.

**Maui Yellow** (*Ixora coccinea* 'Maui Yellow') - Features showy, yellow, ball-shaped flowers at the ends of its branches from late winter to late fall. Dependable year-round bloomer for warm southern climates. Attracts bees and butterflies. Mature size 3-5' height and width. Zone(s) 9-11.

**MANDEVILLA** (*Mandevilla* spp.) - Showy tropical vine with masses of brightly colored, trumpet-shaped flowers appearing over a long period and especially during warm months of the year. Foliage is glossy green and provides a nice backdrop to the blooms. A perfect cover for patios, fences and trellises, twining and climbing easily on these structures. Also an excellent container plant for use on patios and pool decks. Evergreen in warm climates. Grows best in full sun.

**Alice Du Pont** - The flowers are stunning. Abundant pink blooms make it an excellent choice for any sunny location indoors. Flowering nine months out of the year, its heavy green leaves and coarse stems adapt to any condition. A profuse floral display. Available in Trellis form. Mature size 15-20' height and 4' width. Zone(s) 10-11.

**Giant Red** - Extra large, funnel-shaped, red blooms until frost. Deep-green, glossy foliage. Available in Trellis form. Mature size 15-20' height and 4' width. Zone(s) 10-11.

**White** - This quick-growing twining vine opens snowy-white flowers 4 to 6 inches across from early summer all the way until first frost! Available in Trellis form. Mature size 6-8' height and 4' width. Zone(s) 10-11.

**Yellow** - Numerous yellow blooms are held against glossy green foliage. Wonderful color for containers or as a fence or trellis covering. Available in Trellis form. Mature size 6-8' height and 4' width. Zone(s) 10-11.

## PALM

**Pygmy Date** (*Phoenix roebelenii*) - Smaller palm with either a single trunk or multiple trunks, producing a feather display of foliage. Spring flowers lead to dark-purple fruit that ripen in fall. Nice in foundation plantings or when grown in large containers for patio use. Mature size 10' height and 6' width. Zone(s) 9-11.

**PASSION VINE** (*Passiflora spp.*) - Fast growing evergreen vine with eye-catching, exotic flowers in many shades of blue, purple and red, depending on variety. Blooms stay open a day, with new blooms continually appearing, replacing the spent ones. Climbs with ease on fences, trellises and arbors. Can be grown in large containers where it will spill over the sides or will climb with support. Loves and thrives in heat and humidity and grows best in full sun.

**Burgundy** – Fast-growing, heat tolerant, spreading vine with unique burgundy flowers during warm months. Excellent fence or trellis covering. Available in Trellis form. Mature size 20-30' height and 10' width. Zone(s) 8-11.

**Red** – This passion flower needs full sun or partial shade and should be protected from drying winds and the hottest midday sun. A strikingly beautiful evergreen vine with elaborately formed bright-red/burgundy flowers. Available in Trellis form. Mature size 20-30' height and 10' width. Zone(s) 8-11.

**ROSEMARY** (*Rosmarinus officinalis*) - Attractive evergreen shrub with masses of small blue flowers borne over dark-green, aromatic foliage. Leaves widely used for seasoning. Tolerates poor soil. Grown as a Cone. Mature size 20-36" height and 24" width. Zone(s) 8-11.

#### SANSEVIERIA

**Black Coral** (*Sansevieria trifasciata* 'Black Coral') – A clumping plant with narrow vertical leaves reaching 3-4 feet tall. Wavy, gray- green, horizontal bands over a dark-green background make interesting patterns. Easy to grow as an indoor plant or outdoors in near frost-free climates. Mature size 3-4' height and 1-2' width. Zone(s) 9-11.

**Zeylanica** (*Sansevieria trifasciata* 'Zeylanica') – A clumping plant with narrow, vertical leaves reaching 3-4 feet tall. Wavy, whitish, horizontal bands over a green background make interesting patterns. Easy to grow as an indoor plant or outdoors in near frost- free climates. Mature size 3-4' height and 1-2' width. Zone(s) 9-11.

#### SCHEFFLERA

**Gold Capella** (*Schefflera arboricola* 'Gold Capella') – Fast growing tropical plant with glossy green leaves marked by golden blotches. Leaves spread out like a small umbrella. Dependable for patio or interior. Easy to grow and somewhat resistant to neglect. An excellent patio plant for frost-free areas. Mature size 3-4' height and 2-3' width. Zone(s) 9-11.


#### SHRIMP PLANT

**Red** – (*Justicia brandegeana*) - Mounding evergreen shrub with reddish flower bracts surrounding white flowers, that together, resemble shrimp. Good plant near patios or entryways where flowers can be noticed. Good in containers. Available in Braided form. Mature size 24-40" height and width. Zone(s) 9-11.

#### THUNBERGIA

**Blue Sky Vine** (*Thunbergia grandiflora*) – A fast-growing, twining vine producing an abundance of bright-blue flowers resembling morning glory's in spring, summer and early fall. Blue Sky Vine grows quickly to cover a trellis, arbor, deck post/railing or fence section, or to cascade over a tall wall. Available in Trellis form. Mature size 5-6' height and 6-8' width. Zone(s) 10.

#### THRYALLIS

**Showers of Gold** (*Thryallis glauca* 'Showers of Gold') – Fast-growing, tropical, evergreen shrub with glossy, green leaves. Stems are covered with red hairs. Presents a nice display of bright-yellow flowers. Consider planting in containers. Drought tolerant. Mature size 3-6' height and 3-4' width. Zone(s) 9-11. 

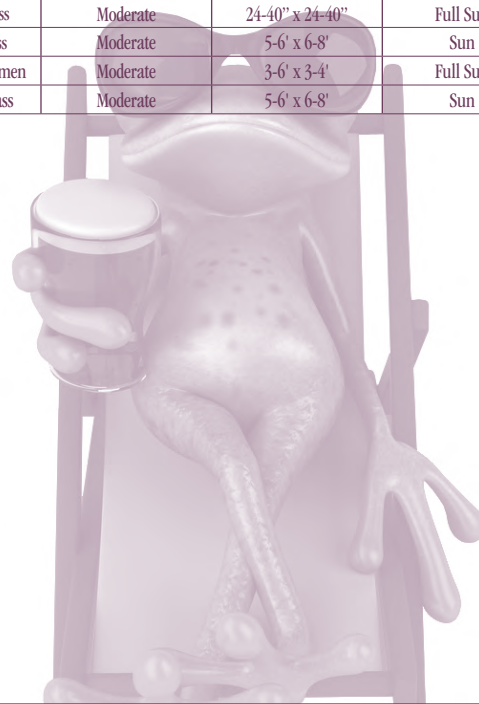
#### TIBOUCHINA

**Princess Flower** (*Tibouchina lepidota*) - Large evergreen shrub in frost free areas. It has velvety-textured, deeply-veined, bronzy-green leaves. Large, satiny, deep-purple flowers appear in spring and summer. Can be grown as a greenhouse plant in colder climates. Available as a Standard. Mature size 5-6' height and 6-8' width. Zone(s) 9-11.



# TROPICAL INFORMATION CHART

TROPICAL NAME	LANDSCAPE USE	GROWTH RATE	SIZE (HxW)	EXPOSURE	BLOOM TIME	BLOOM COLOR	HARDINES ZONE
Clerodendron, Bleeding Heart Java Red	Accent, Flower, Specimen	Fast	6-9' x 6'	Full Sun	Summer	Red	10-11
Clerodendron, Bleeding Heart Red and White	Accent, Flower, Specimen	Fast	6-9' x 6'	Full Sun	Summer	Red	10-11
Cordylone, Hot Pepper	Foliage, Accent, Mass, Screen	Moderate	36" x 36"	Full sun	-	-	9-12
Cordylone, Red Sister	Foliage, Accent, Mass, Screen	Moderate	36" x 36"	Full sun	-	-	9-11
Cordylone, Xerox	Foliage, Accent, Mass, Screen	Moderate	36" x 36"	Full sun	-	-	9-11
Croton, Petra	Foliage, Accent, Mass	Slow	24" x 24"	Full Sun/Part Shade	-	-	9-11
Dieffenbachia, Camille	Specimen, Accent, Container	Moderate	2-3' x 2'	Full Sun/Part Shade	-	-	9-11
Dieffenbachia, Compacta	Specimen, Accent, Container	Moderate	2-3' x 2'	Full Sun/Part Shade	-	-	9-11
Dracaena, Compacta	Specimen, Accent, Container	Moderate	2-3' x 2'	Full Sun/Part Shade	-	-	9-11
Dracaena, Lemon Lime	Specimen, Accent, Container	Moderate	4-6' x 2-3'	Full Sun/Part Shade	-	-	9-11
Duranta, Sapphire Showers	Foliage, Accent, Mass	Moderate	3-8'	Full Sun	Summer	Purple	9-11
Eugenia	Foliage, Accent, Mass	Moderate	6-10'	Full Sun	-	-	9-11
Fern, Kimberly Queen	Mass, Groundcover	Slow	24" x 24"	Part Sun/Part Shade	-	-	9-11
Fern, Macho	Mass, Groundcover	Slow	36" x 24"	Partial Shade	-	-	9-11
Ficus, Fiddle-Leaf Fig	Specimen, Accent, Container	Moderate	6-12' x 5-6'	Full Sun/Part Shade	-	-	9-11
Firecracker Plant, Coral Fountain	Flower, Accent, Specimen	Moderate	3-5' x 3-5'	Full Sun/Part Shade	Spring-Fall	Red	8-11
Gardenia, Aimee, First Love®	Flower, Accent, Specimen	Moderate	5-7' x 4-6'	Full Sun/Part Shade	Spring	White	8-11
Hibiscus, Double Orange	Flower, Accent, Screen	Moderate	36" x 24"	Full Sun	Summer	Orange	9-11
Hibiscus, Double Peach	Flower, Accent, Screen	Moderate	36" x 24"	Full Sun	Summer	Peach	9-11
Hibiscus, Double Red	Flower, Accent, Screen	Moderate	36" x 24"	Full Sun	Summer	Red	9-11
Hibiscus, Ft. Myers Yellow	Flower, Accent, Screen	Moderate	36" x 24"	Full Sun	Summer	Yellow	9-11
Hibiscus, Painted Lady	Flower, Accent, Screen	Moderate	36" x 24"	Full Sun	Summer	Pink	9-11
Hibiscus, President Red	Flower, Accent, Screen	Moderate	36" x 24"	Full Sun	Summer	Red	9-11
Hibiscus, Single Yellow	Flower, Accent, Screen	Moderate	36" x 24"	Full Sun	Summer	Yellow	9-11
Honeysuckle, Cape Orange	Flower, Accent, Screen	Moderate	4-6' x 15-20'	Full Sun	Summer	Orange	9-11
Ixora, Maui Red	Flower, Accent, Specimen	Moderate	3-5' x 3-5'	Full Sun	Spring-Fall	Red	9-11
Ixora, Maui Yellow	Flower, Accent, Specimen	Moderate	3-5' x 3-5'	Full Sun	Spring-Fall	Yellow	9-11
Mandevilla, Alice Du Pont	Flower, Accent, Screen	Fast	15-20' x 4'	Full Sun	Summer	Red	10-11
Mandevilla, Giant Red	Flower, Accent, Screen	Fast	15-20' x 4'	Full Sun	Summer	Red	10-11
Mandevilla, Sun Parasol White	Flower, Accent, Screen	Fast	6-8' x 4'	Full Sun	Summer	White	10-11
Mandevilla, Sun Parasol Yellow	Flower, Accent, Screen	Fast	6-8' x 4'	Full Sun	Summer	Yellow	10-11
Palm, Pygmy Date	Accent, Foliage	Moderate	10' x 6'	Full Sun	-	-	9-11
Passion Vine, Burgundy	Flower, Accent, Mass	Fast	20-30' x 10'	Full Sun	Late Spring	Burgundy	8-11
Passion Vine, Red	Flower, Accent, Mass	Fast	20-30' x 10'	Full Sun	Late Spring	Red	8-11
Rosemary	Foliage, Accent, Mass	Fast	20-36" x 24"	Full Sun	Summer	Blue	8-11
Sansevieria, Black Coral	Specimen, Accent, Container	Moderate	3-4' x 1-2'	Full Sun/Part Shade	-	-	9-11
Sansevieria, Zeylanica	Specimen, Accent, Container	Moderate	3-4' x 1-2'	Full Sun/Part Shade	-	-	9-11
Schefflera, Gold Capella	Specimen, Accent, Container	Moderate	3-4' x 2-3'	Full Sun/Part Shade	-	-	9-11
Shrimp Plant, Red	Foliage, Accent, Mass	Moderate	24-40" x 24-40"	Full Sun	Late Summer	Red	9-11
Thunbergia, Blue Sky Vine	Flower, Accent, Mass	Moderate	5-6' x 6-8'	Sun	Late Spring	Light Blue	10
Thyrallis, Golden Showers	Flower, Accent, Specimen	Moderate	3-6' x 3-4'	Full Sun	Late Summer	Yellow	9-11
Tibouchina, Princess Flower	Foliage, Accent, Mass	Moderate	5-6' x 6-8'	Sun	Spring-Summer	Purple	9-11





*Our Plants Make You  
Look Good.*



*Whether your business is selling plants or landscaping,  
Bracy's plants will help set your company apart.  
Bracy's, partnering with independents only for 35 years.*



# ENCORE

A Z A L E A<sup>®</sup>

*More Blooms, More Often.™*

**W**e at Bracy's are proud to offer Encore<sup>®</sup> Azaleas, the original patented brand that blooms spring, summer and fall. Their stunningly beautiful blooms have revolutionized the azalea market. Strong consumer demand driven by massive media support makes Encore<sup>®</sup> Azaleas a "must have" for anyone in the trade. With 33 varieties in a range of sizes and colors, there's an Encore<sup>®</sup> Azalea for everyone.

### *Dwarf Size*

Dwarf Encore<sup>®</sup> Azaleas grow more slowly and can easily be maintained at 2-3' tall x 3-4' wide. These smaller varieties are perfect for containers, shrub borders, small hedges, as accent plants or planted en masse.

### *Intermediate Size*

Intermediate Encore<sup>®</sup> Azalea varieties have a moderate to fast growth rate and can be easily maintained at 4-5' tall x 3-4' wide. These Encore Azaleas work well as background plants in the landscape, as larger privacy hedges, or as stunning accent plants in the garden.

### *ENCORE<sup>®</sup> AZALEAS OFFERED BY BRACY'S NURSERY, LLC.*

#### **Dwarf**

#### **Intermediate**

- |                               |                              |                               |                               |
|-------------------------------|------------------------------|-------------------------------|-------------------------------|
| Autumn Angel <sup>®</sup>     | Autumn Bonfire <sup>®</sup>  | Autumn Amethyst <sup>®</sup>  | Autumn Bravo <sup>®</sup>     |
| Autumn Cheer <sup>®</sup>     | Autumn Coral <sup>®</sup>    | Autumn Carnation <sup>®</sup> | Autumn Empress <sup>™</sup>   |
| Autumn Embers <sup>®</sup>    | Autumn Fire <sup>®</sup>     | Autumn Lily <sup>®</sup>      | Autumn Moonlight <sup>®</sup> |
| Autumn Ivory <sup>®</sup>     | Autumn Lilac <sup>®</sup>    | Autumn Rouge <sup>®</sup>     | Autumn Royalty <sup>®</sup>   |
| Autumn Majesty <sup>®</sup>   | Autumn Ruby <sup>®</sup>     | Autumn Sangria <sup>®</sup>   | Autumn Twist <sup>®</sup>     |
| Autumn Starburst <sup>®</sup> | Autumn Sundance <sup>®</sup> |                               |                               |
| Autumn Sunburst <sup>®</sup>  | Autumn Sunset <sup>®</sup>   |                               |                               |



*Premium plants...  
Exceptionally grown by Bracy's Nursery*

# Southern Living®

## PLANT COLLECTION

Bracy's Nursery, LLC is a proud member of the exclusive group of Southern Living® Plant Collection growers.

Each plant in the collection is the result of years of plant evaluations, trials, and consumer research and is included to solve a specific landscape challenge. Given the appeal of the plant choices and the trust associated with the Southern Living® name, there has been tremendous acceptance of, and demand for, this line. Each year new selections are added and we hope you will allow Bracy's to support you as you build the Southern Living® Plant Collection into your product offerings. Several point of purchase items including aisle markers, brochures, signs, banners and art for your website are available, free of charge, to retailers.

### *SOUTHERN LIVING® PLANTS OFFERED BY BRACY'S NURSERY, LLC.*



Purple Diamond®  
Loropetalum



October Magic®  
White Shi Shi™ Camellia



Sunshine Ligustrum



Flirt™ Nandina

#### *Shrubs*

- Angyo Star Fatsyhedera
- Beijing Beauty Mahonia
- Big Daddy Hydrangea
- Bigfoot™ Cleypora
- Blush Pink™ Nandina
- Bronze Beauty™ Cleypora
- Cast In Bronze™ Distylium
- Christmas Carol Camellia
- Crimson N' Clover™ Camellia
- Coppertop™ Sweet Viburnum
- Diamond Spire™ Gardenia
- Dragon Prince™ Cryptomeria
- Emerald Snow® Loropetalum
- Flirt™ Nandina
- Jewel Box™ Distylium
- Jubilation™ Gardenia
- LeAnn™ Cleypora
- Lemon Lime Nandina

#### *Shrubs*

- Light Show® Red Bottlebrush
- Marvel Mahonia
- Mojo® Pittosporum
- Mountain Snow™ Pieris
- Oakland™ Holly
- Obsession™ Nandina
- October Magic® Orchid™ Camellia
- October Magic® Ruby™ Camellia
- October Magic® White Shi-Shi™ Camellia
- Orange Rocket Barberry
- Paul's Gold Cypress
- Purple Daydream® Loropetalum
- Purple Diamond® Loropetalum
- Purple Pixie® Loropetalum
- Radiance Abelia
- Spider's Web Fatsia
- Soft Caress Mahonia
- Stellar Ruby Magnolia Hybrid

#### *Shrubs*

- Sunshine Ligustrum
- Twist of Pink™ Oleander
- White Wedding® Hydrangea
- Yewtopia® Plum Yew

#### *Perennials/Annuals*

- Beyond Blue™ Festuca
- Evercolor® Everillo Carex
- Evercolor® Everest Carex
- Ever Sapphire™ Agapanthus
- Ever Twilight™ Agapanthus
- Little Blue Fountain™ Agapanthus
- Queen Mum™ Agapanthus

#### *Fruits*

- DownHome Harvest®
- Little Miss Figgy Dwarf


Spider's Web  
Fatsia

Ever Sapphire™  
Agapanthus

Diamond Spire™  
Gardenia.

'Soft Caress'  
Mahonia

Purple Pixie®  
Loropetalum





the  
**knock out**<sup>®</sup>  
 family of roses

Roses' classic beauty makes them one of the best-selling classes of products in any garden center. The Knock Out<sup>®</sup> Rose is the most widely sold rose in North America and Bracy's Nursery gladly makes it, and several of its family members, available to its customers.

The Knock Out<sup>®</sup> Family of Roses are easy to grow and don't require special care. They are disease and black spot resistant, drought tolerant and self-cleaning. It is recommended that they be cut back every year in early spring after the last threat of frost has passed. Knock Out<sup>®</sup> Roses can be planted individually among shrubs, annuals and perennials in mixed beds and borders. They can also be planted in large groups to create a colorful hedge or along a foundation to provide a bright border. These roses suit every garden and every lifestyle. Bracy's Nursery offers the 8 varieties displayed below.

**The Knock Out<sup>®</sup> Rose**

*Rosa 'Radrazz'* PP#11836 CPBR#0993



The original member of The Knock Out<sup>®</sup> Family. This shrub rose set a new standard in disease resistance with little to no maintenance required. The bloom cycle produces rich cherry red/hot pink blooms that will continue until the first hard frost. Black spot resistant, drought tolerant and self-cleaning, this rose suits every garden and every lifestyle.

**The Coral Knock Out<sup>®</sup> Rose**

*Rosa 'Radral'* PP 19,803 CPBR/AF



A new color addition to The Knock Out<sup>®</sup> Family of roses. The unique coral color is even stronger in hot humid climates. It blooms from spring through fall and maintains an upright to rounded habit. Young leaves are bronze red.

**The Double Knock Out<sup>®</sup> Rose**

*Rosa 'Radtko'* PP#16202 CPBR#3104



From the same cross that produced the original Knock Out<sup>®</sup> Rose, The Double Knock Out<sup>®</sup> Rose represents the next generation in the family of The Knock Out<sup>®</sup> Roses. The full double flowers look just like a classic rose. What it gained in beauty it did not lose in performance. It is as resistant to black spot as the famous original and is slightly more winter hardy.

**The Peachy Knock Out<sup>®</sup> Rose**

*Rosa 'Radgor'* PP#25628



Blooms from spring through fall with attractive pink flowers. The overall color effect is peach, achieved with the combination of pink petals that become yellow in the center. The color will be much more intense with the cooler temperatures in the spring and fall. It has a mounding habit and deep green, semi-glossy foliage, which contrasts nicely with the flowers.

**The Petite Knock Out<sup>®</sup> Rose**

*Rosa 'Meibenhino'* PP#30811 CPBR/AF



Petite Knock Out<sup>®</sup> is the first-ever miniature Knock Out<sup>®</sup> Rose! It has the same flower power and easy care as others in The Family, but in an adorable, compact size! Not only is the plant petite, but it displays smaller blooms than other Knock Out<sup>®</sup> Roses. Plant in decorative containers for your porch or patio, or in mass for a dramatic pop of bold red color.

**The Pink Double Knock Out<sup>®</sup> Rose**

*Rosa 'Radtkopink'* PP#18507 CPBR#3757



A bright bubble gum pink version of The Double Knock Out<sup>®</sup> Rose that is very stable and also unfazed by the heat. Classic shaped flowers bloom from early spring to the first frost. With superior drought tolerance once established, it has the toughness and resistance for which the family is known. A vibrant color that perks up any landscape.

**The Sunny Knock Out<sup>®</sup> Rose**

*Rosa 'Radsunny'* PP#18562 CPBR/AF



The Sunny Knock Out<sup>®</sup> Rose is the only fragrant member in The Knock Out<sup>®</sup> Family. It has a slightly more compact and upright habit than The Knock Out<sup>®</sup> Rose with bright yellow flowers that fade quickly to a pastel cream color. The yellow color stays more intense during cooler times of the year. The dark, semi-glossy foliage contrasts nicely with the bright blooms.

**The White Knock Out<sup>®</sup> Rose**

*Rosa* PP#20,273 CPBR/AF



The White Knock Out<sup>®</sup> Rose is an excellent shrub rose which stands out in the landscape with the contrast between pure white blooms and very dark green leaves. It blooms from spring through fall and maintains a compact habit.



drift®  
groundcover roses

One of the most exciting rose introductions in recent years has been Drift® Groundcover Roses from Star® Roses and Plants. Drift® Roses are a cross between full-size groundcover roses and miniatures. From the groundcover roses they kept toughness, disease resistance and winter hardiness. From the miniatures, they inherited a well-managed size and repeat-blooming nature. The low, spreading habit of Drift® Roses is perfect for small gardens and combination planters. They brighten borders, fill empty spaces, and spread delicately around established plants. Drift® Roses require little maintenance and bloom continuously from spring to frost. They are naturally dwarf with very attractive foliage and have good resistance to rust, powdery mildew and black spot. Drift® Roses' popularity is amazing and sales are brisk. Bracy's Nursery offers the 8 varieties displayed below and you'll want to keep them in stock.

#### The Apricot Drift® Rose


*Rosa 'Meimirrote' PPAF CPBRAAF*



Double apricot colored flowers begin blooming in spring and display a season-long show of color. It is just as tough and disease resistant as others in the series. Best suited for small gardens or along paths and walkways.

#### The Coral Drift® Rose

*Rosa 'Meidrifora' PP#19148 CPBRAAF*



Bright coral-orange blooms cover this small mounding shrub from mid-spring to mid-fall. The Coral Drift® Rose has the most vibrant flowers that catch your eye and really wow. Fully winter hardy and disease resistant.

#### The Peach Drift® Rose


*Rosa 'Meiggili' PP#18542 CPBRAAF*



The Peach Drift® Rose is one of the most floriferous dwarf shrubs available. Soft peach blooms cover the plant from mid-spring to the first hard freeze of late Fall. Peach Drift® pairs well with perennials in any landscape. Exhibits strong disease resistance.

#### The Pink Drift® Rose

*Rosa 'Meijocos' PP#18874 CPBRAAF*



The Pink Drift® Rose is low-growing with distinctive mounded flowers. Deep pink flowers with a soft faded center bloom in abundance throughout the season. This disease-resistant plant is easy to care for and easy to combine with other perennials.

#### The Popcorn Drift® Rose


*Rosa 'Novarospop' PPAF*



The Popcorn Drift® Rose represents a new color in the Drift® series. The color starts out yellow and fades to cream white, sometimes suffused with light pink. The overall impression is yellow and cream; reminiscent of buttery popcorn.

#### The Red Drift® Rose

*Rosa 'Meigalpio' PP#17877 CPBRAAF*



The Red Drift® Rose has the most petite flowers of all of the Drift® Roses. It is perfect for use in front of border plantings and makes a beautiful statement when it drapes naturally over a rock wall or edge. Great flower power and disease resistance.

#### The Sweet Drift® Rose


*Rosa 'Meisvetdom' PP#21612 CPBRAAF*



Clusters of clear pink double flowers sit atop dark green glossy foliage. Abundant, continuous flowering and exceptional disease resistance makes this a perfect choice for use along pathways, hillsides or at the front of a border.

#### The White Drift® Rose

*Rosa 'Meizorland' PPAF CPBRAAF*



The White Drift® Rose is the newest addition to the Drift® series. It has bright white, fully double blooms perfectly shaped like a miniature rose flower. It has a true ground cover habit, with the superior disease resistance you would expect from a Drift® Groundcover Rose.



Bracy's Nursery is pleased to offer the original, best-selling family of re-blooming hydrangeas, the Endless Summer® Collection. With the introduction of 'The Original' in 2004, hydrangeas were virtually reinvented. Having the ability to bloom on both previous seasons' growth as well as the current season's growth, Endless Summer® hydrangeas bloom repeatedly from spring through fall and display a greater number of big, beautiful blooms. Beautiful color, prolific blooms and versatility as foundation or container plants and as cut flowers have made Endless Summer® hydrangeas immensely popular around the world. Their marketing support is impeccable and no retail operation is complete without them.

The family has grown over the years and the Collection now features the 5 varieties displayed below.



**The Original**

Introduced in 2004, this groundbreaking introduction was a major upgrade to Hydrangea macrophylla, or mophead hydrangeas. The Original continues to be well loved for big round blue or pink blooms.



**BlushingBride**

Pure white hydrangea blooms that mature to a sweet, pink blush make Blushing Bride a favorite for gardens, landscapes and cut flower hydrangea arrangements.



**Twist-n-Shout®**

The first re-blooming lacecap hydrangea, Twist-n-Shout has amazing pink or periwinkle blue hydrangea flowers that bloom on sturdy red stems to give added interest to your garden.



**BloomStruck®**

Displaying vivid purple or rose-pink flower heads, BloomStruck® is the newest Hydrangea macrophylla variety in the collection. It has sturdy red stems and big, beautiful blooms all summer long.



**Summer Crush®**

This new addition is the most compact of the Endless Summer® series. Profusion of raspberry-red mophead flowers. Can be vibrant blue-purple in acidic conditions. Glossy, deep-green, wilt-resistant foliage. Cold-hardy and disease-resistant.



# FIRST<sup>®</sup> EDITIONS

## SHRUBS & TREES

Gardeners love color. Keep it fresh with First Editions<sup>®</sup> plants grown by Bracy's Nursery. First Editions<sup>®</sup> is a premium collection of shrubs, trees, evergreens, vines and perennials that have been carefully selected for success. Each program plant is chosen for uniqueness, beauty and its ability to add color to the garden.

First Editions<sup>®</sup> is managed by the same group that brought us Endless Summer<sup>®</sup> hydrangeas. Their ability to create effective marketing programs that reach the target audience is proven. The program's attractive packaging, national advertising and dynamic point of purchase materials create higher perceived value and strong impulse sales. The plants' features and performance create brand loyalty and repeat sales.

First Editions<sup>®</sup> is the right growth opportunity for Independent Garden Centers! Here are a few of the First Editions<sup>®</sup> plants Bracy's offers:

### Crimson Fire Loropetalum



A plant for all seasons, Crimson Fire features rich ruby-red persistent foliage throughout the year, on a very compact and neat plant that is perfect for small space gardens and in foundation plantings. The vibrant neon pink flowers in spring are a bonus and are highlighted by the ruby-red foliage.

### Delta Blues<sup>™</sup> Vitex



Delta Blues<sup>™</sup> is the first intermediate Vitex in the market. Not nearly as coarse as other Vitex with a compact, rounded to upright growth habit. It has fragrant, dark bluish-purple flowers followed by small, shiny, reddish fruit. The foliage is dark green, fragrant and more refined than other selections. Delta Blues adapts to acid or alkaline soils as long as the site is well-drained. Salt tolerant.

### Double Mint Gardenia



Fill your garden with the heavenly fragrance of gardenia with 'Double Mint'. The double 2" diameter flowers bloom in spring and re-bloom again summer to fall on this compact, full, dense shrub with evergreen foliage. Double Mint only grows 3' in height and spread, making it perfect for small space gardens and foundation plantings.

### Cinnamon Girl<sup>®</sup> Distylium



A new small leaf selection as an alternative to boxwood and other evergreen plants troubled by insects and diseases in the south. Cinnamon Girl<sup>®</sup> has plum-purple new growth which turns blue-green as the leaves mature. The small leaves and compact growth give this plant a more refined look than other Distylium on the market. Definitely the most cold hardy Distylium to date.

Many Other Varieties Are Available.

Look for the  Following Product Descriptions.

FIRST<sup>®</sup>  
EDITIONS  
SHRUBS & TREES

## PERENNIAL & ANNUAL FAVORITES



Angelonia, Archangel™ Raspberry



Agapanthus, Lily of the Nile



Angelonia, Archangel™ White PP#23543



Evolvulus, Blue Daze

**COLOR SELLS. . .**

**AGAIN AND AGAIN!**

Color may be a loose term, but you better embrace it. Consumers are focusing an increasing percentage of their plant purchase dollars on plants that bloom or feature interesting, exotic foliage. Bracy's *Rhapsody in Color Collection* is designed to satisfy that demand.



Carex, Everillo PP#21002



Daylily, Stella d'Oro

# Rhapsody BRACY'S NURSERY, LLC in Color COLLECTION



Sunpatiens, Compact Royal Magenta PPAF



Coreopsis, Jethro Tull PP#18789



Daisy, Snowcap Shasta



Lantana, Bandana Lemon Zest

Specially selected annuals, ornamentals, perennials, and tropicals create an irresistible array of colors and textures.

Each *Rhapsody* plant bears an eye-catching tag that identifies it as part of the collection. A matching all-weather banner is available to highlight your display!



Plumbago, Imperial Blue



Rudbeckia, Black-eyed Susan



Verbena, Homestead Purple



Sedum, Lemon Ball

*Many Other Varieties are Available. Look in the Perennials/Annuals Section*

# TROPICAL PARADISE



Duranta, Sapphire Showers Purple



Gardenia, Aimee



Ixora, Maui Red



Firecracker Plant, Coral Fountain



Hibiscus, Painted Lady



Tibouchina, Princess Flower



Fern, Foxtail

## TAKE ME TO... THE TROPICS

Mention the word 'Tropical' and images of white sandy beaches kissed by gentle breezes and murmuring surf come to mind. Seasonal tropical foliage helps create this tranquil atmosphere on patios and decks and in backyards wherever summer's heat supports it.



Tags and matching all-weather Banner



Shrimp Plant, Red

Bracy's Tropical Paradise Collection features numerous tropical plants anyone can use to fashion their own little piece of paradise.

Each Tropical Paradise plant bears an eye-catching tag that identifies it as part of the collection. Umbrella drinks not included.



Palm, Pygmy Date



Stromanthe, Tricolor Ginger



Thunbergia, Blue Sky Vine



Thyrallis, Showers of Gold



Mandevilla, Sun Parasol White™




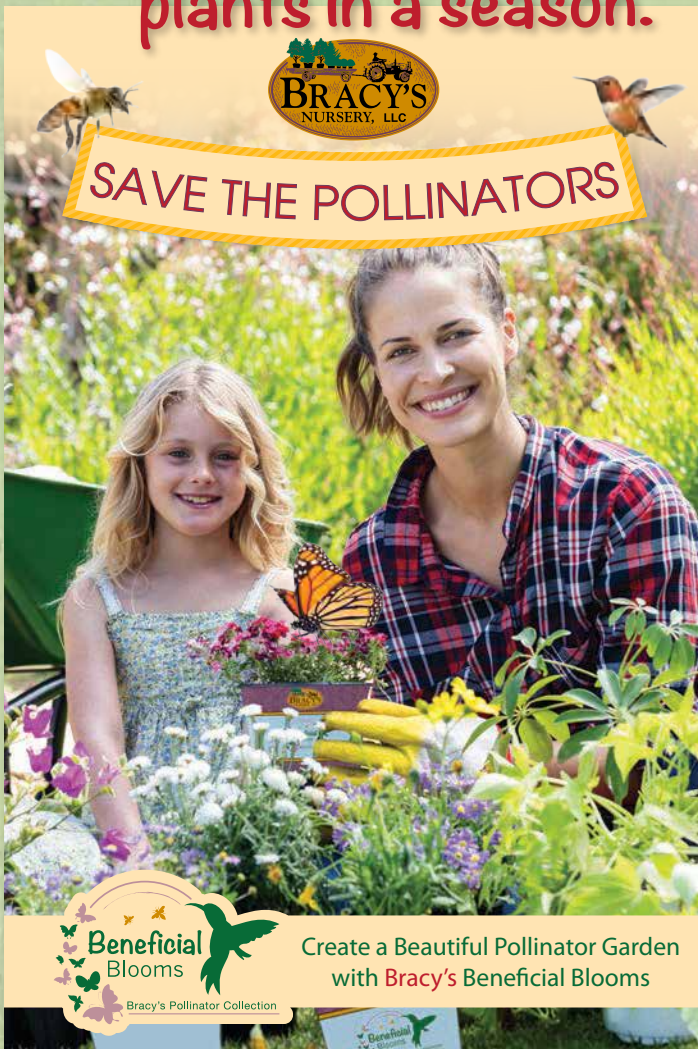
Croton, Petra

Many Other Varieties are Available. Look in the Tropicals Section



- Now 22 exceptional varieties to choose from
- Program logo tags indicate each plant is pollinator-friendly
- Program pots easily identify plants in the collection
- Program poster sets off your display area

Free program poster with the purchase of 300 program plants in a season.



Fireworks Goldenrod




Black Knight Butterfly Bush



Pink Delight Butterfly Bush




Lucky™ Sunrise Rose Lantana



Lucky™ Pot of Gold Lantana



White Profusion Butterfly Bush



Lucky™ Lavender Lantana



Blue Porterweed

Contact Bracy's or your Bracy's Sales Consultant for additional details.



Balloon Plant White Milkweed



Bee-You® Bee Free Monarda



Native Milkweed



Bee-You® Bee Happy Monarda



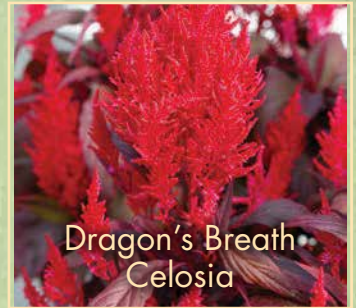
Ruby Red Pentas



Black & Blue Salvia



Giant Milkweed



Dragon's Breath Celosia



Dwarf Joe Pye Weed



White Flame Salvia



Roman Red Salvia

Pollinator population declines have gotten a lot of attention recently. Dwindling food supply is a likely factor and people want to help. 69% of consumers surveyed say they want to purchase plants that benefit pollinators.




Lucky™ Red Lantana



Silky Red Milkweed

**BRACY'S BENEFICIAL BLOOMS COLLECTION**  
**Now 22 Varieties**



Nanho Blue Butterfly Bush





## Outstanding plants define the Proven Winners® ColorChoice® brand.


Proven Winners® ColorChoice® shrubs are bred, tested, and selected for superior performance for retailers, landscapers, and gardeners in every climate. All 280+ varieties are backed by the industry's most expansive marketing campaign to ensure season-long demand. Bracy's Nursery is proud to offer a selection of top Southern performers.




Double Play® Candy Corn Spirea®  
- changing foliage color -



Pearl Glam® Beautyberry  
- dark purple foliage -



JAZZ HANDS® Variegated *Loropetalum*  
- unique foliage -



Limelight Prime® Hydrangea  
- blooms earlier and has a longer display -



Pugster Blue® Butterfly Bush  
- compact habit, same large flowers -



Fairytrail Bride® Hydrangea  
- unique horizontal growing habit -



Purple Pillar® Rose of Sharon  
- columnar growth habit -


## PERENNIALS/ANNUALS

### ACANTHUS

**Bears Breeches** (*Acanthus mollis*) – Clump-forming with attractive foliage and flowers. White flowers with purple “hoods” appear late spring to early summer. Spiny, glossy leaves. Mature size 3-4’ height and 2-3’ width. Zone(s) 7-10.


### AGAPANTHUS


**Ever Sapphire™** (*Agapanthus hybrid* ‘ANDBIN’) (PP26336) – The semi-dwarf Ever Sapphire Agapanthus blooms very early and reblooms with multiple spikes of bright blue flowers. Fast growing, Ever Sapphire is tough and drought tolerant. Mature size 20-24” height and 12-18” width. Zone(s) 8-11. 


**Ever Twilight™** (*Agapanthus hybrid* ‘MDB001’) (PP#30162) – Winner of the Chelsea Flower Show 2019, Ever Twilight blooms early and reblooms large bicolor white and violet blooms on 24–30” stalks spring to fall. Needs little water once established. Mature size 24-30” height and 16-18” width. Zone(s) 8-11. 


**Getty White** (*Agapanthus africanus* ‘Getty White’) – White blooming variety. Blooms appear in late spring to early summer. Full sun to partial shade. Mature size 2-3’ height and 2-3’ width. Zone(s) 9-10. 

**Improved Peter Pan** (*Agapanthus africanus* ‘Improved Peter Pan’) – Dwarf variety with clumps of leaves to about 12”. Pale blue flowers rise on stalks above the foliage. Tolerant of adverse conditions. Mature size 1.5’ height and 2.5’ width. Zone(s) 7-9.

**Lily of the Nile** (*Agapanthus africanus* ‘Lily of the Nile’) – Very drought tolerant variety. Blue blooms appear in mid-summer. Full sun to partial shade. Mature size 2’ height and width. Zone(s) 8-11. 

**Little Blue Fountain™** (*Agapanthus hybrid* ‘Brilliant Blue’) (PP#25966) – With its deep-blue coloring and dwarf size, Little Blue Fountain™ is perfect for gardens and patio containers and is useful as a cut flower. This semi-dwarf agapanthus blooms very early and reblooms with multiple spikes of bright blue flowers. Mature size 1-2’ height and width. Zone(s) 8-10. 

**Neverland** (*Agapanthus africanus* ‘Neverland’) (PP#28034) – Eye-catching perennial with clumping habit is characterized by colorful variegated golden-yellow foliage with chartreuse to green centers. It sports lilac buds that open to sky blue to lilac flowers in summer. Mature size 1’ height and width. Zone(s) 8-11. 

**Queen Mum™** (*Agapanthus orientalis* ‘PMN06’) (PP#24651) - Clumping, strap like foliage with extra large white blooms with pale blue highlights on 2-3 foot spike. Mature size 2’ height and width. Zone(s) 8-10. 

**Stevie’s Wonder** (*Agapanthus* ‘Stevie’s Wonder’) - Spikes are topped with 4” ball-shaped heads composed of rich, blue-violet, hummingbird-attracting flowers. Good winter hardiness. Mature size 30-36” height and 2-3’ width. Zone(s) 7-10.

### ANGELONIA

**Archangel™ Blue Bicolor** (*Angelonia angustifolia* ‘Balarchubi’) – Blue bicolor flowers all summer. Glossy dark-green foliage. Heat and humidity tolerant. Great in mixed containers or in landscapes. Mature size 12-14” height and 10-12” width. Zone(s) 10-11.

**Archangel™ Cherry Red** (*Angelonia angustifolia* ‘Balacher’) (PP#28459) – Huge, cherry-red flowers are vibrant against glossy dark-green foliage. Thrives in extreme heat, humidity and drought. Mature size 1’ height and width. Zone(s) 10-11.

**Archangel™ Light Pink** (*Angelonia angustifolia* ‘Balarchipi’) (PPAF) – Huge, light-pink flowers are produced all summer long. Thrives in heat and humidity. Mature size 1’ height and width. Zone(s) 10-11.

**Archangel™ Raspberry** (*Angelonia angustifolia* ‘Balarcaspim’) (PP#24287) – Huge, raspberry-red flowers all summer. Glossy dark-green foliage. Heat and humidity tolerant. Mature size 12-14” height and 10-12” width. Zone(s) 10-11.

**Archangel™ White** (*Angelonia angustifolia* ‘Balarchwite’) (PP#23543) – Loads of white flowers all summer. Glossy dark-green foliage. Heat and humidity tolerant. Great in mixed containers or in landscapes. Mature size 12-14” height and 10-12” width. Zone(s) 10-11.

### BANANA

**Basjoo** (*Musa basjoo*) – A very vigorous cold hardy variety with green foliage. Plant will produce inedible fruit past a height of 10’. This amazing plant has the potential to grow up to 2’ in one week! Mature size 15’ height and 10’ width. Zone(s) 5-10.

**Dwarf Brazilian** (*Musa* ‘Dwarf Brazilian’) – Produces huge leaves and good crops of tasty bananas. Tough, strong and durable. Mature size 5-7’ height and width. Zone(s) 8-10.

**Dwarf Cavendish** (*Musa acuminata* ‘Dwarf Cavendish’) – Bold-leaved tropical with lush foliage that has maroon markings when young, maturing to deep-green. Produces clusters of small, yellow bananas. Great in patio containers for shade and privacy. Fruit will mature and ripen if kept frost-free. Mature size 8-10’ height and width. Zone(s) 8-11.

**Little Prince** (*Musa* ‘Little Prince’) (PP#15255) – Dwarf form with leaves that have red markings. Perfect for containers. Mature size 5-7’ height and width. Zone(s) 8-10.

**Red Abyssinian** (*Ensete maurelii*) - Lush dark-green leaves with a red midrib and flushed with burgundy grow palm-like from a single trunk, providing an exotic tropical effect. Mature size 5-7' height and width. Zone(s) 8-10.

**Rojo** (*Musa zebрина* 'Rojo') – Beautiful, clumping, red variegated foliage. Prefers full sun to partial shade and moist, rich and well-drained soil. Mature size 8-10' height and 5-8' width. Zone(s) 8-10.

#### CANNA LILY

**Cannova® Bronze Scarlet** (*Canna x generalis* 'Bronze Scarlet') – A more compact, lower-growing Canna with earlier and longer flowering. Scarlet red flowers above bold, bronze leaves all summer and into fall. Perfect for mixed containers or border plantings. Thrives in heat and humidity. Mature size 3-4' height and 14-20" width. Zone(s) 7-11.


**Cannova® Mango** (*Canna x generalis* 'Mango') - Profuse, tropical, salmon-orange blooms atop bold spikes contrast nicely with lush emerald-green foliage. Works in containers, beds or mass plantings. Mature size 30-48" height and 14-20" width. Zone(s) 7-11.

**Cannova® Orange Shades** (*Canna x generalis* 'Orange Shades') - Profuse blooms in shades of orange atop bold spikes contrast nicely with lush emerald-green foliage. Works in containers, beds or mass plantings. Mature size 30-48" height and 14-20" width. Zone(s) 7-11.

**Cannova® Red Shades** (*Canna x generalis* 'Red Shades') - Profuse blooms in shades of red atop bold spikes contrast nicely with lush emerald-green foliage. Works in containers, beds or mass plantings. Mature size 30-48" height and 14-20" width. Zone(s) 7-11.

**Cannova® Yellow** (*Canna x generalis* 'Yellow') - Profuse yellow blooms atop bold spikes contrast nicely with lush emerald-green foliage. Works in containers, beds or mass plantings. Mature size 30-48" height and 14-20" width. Zone(s) 7-11.

#### CAREX

**EverColor® Everest** (*Carex oshimensis* 'Carfit01') (PP#20955) – Bright, white-striped, foliage nearly year round. Can be used as a groundcover or to edge a pathway or patio. Adds texture to container or landscape plantings. Mature size 12- 18" height and 12-18" width. Zone(s) 5-9. 

**EverColor® Everillo** (*Carex oshimensis* 'Everillo') (PP#21002) – Easy care sedge can be used as a groundcover or to edge a pathway or patio. Great textural addition to container plantings. Bright, colorful foliage nearly year round. Mature size 12- 18" height and 12-18" width. Zone(s) 5-9. 

**Evergold** (*Carex oshimensis* 'Evergold') - Striking sedge or ornamental grass is noted for its arching dark-green foliage with creamy gold striping. The clumping growth habit and low height make it ideal for groundcover or rock garden addition. Mature size 12" height and 12"W width. Zone(s) 5-10.

#### CELOSIA

**Dragons Breath** (*Celosia argentea plumosa* 'Dragon's Breath') – Unique green-red foliage and blazing-red, long-lasting flowers in summer. Is great in containers, beds and large landscapes. Exhibits even more red foliage and flowers under adverse garden conditions like heat, humidity and infrequent watering. Mature size 24" height and 18" width. Zone(s) 9-11.




**CASSIA** (*Cassia* 'Splendens') – Golden Wonder tree is an old fashioned favorite. Lovely golden yellow upright flower spikes cover the plant in fall. Trim back after blooming to maintain compact growth. Mature size 15-18" x15" height and width. Zone(s) 8-11.

#### COLEUS

**Flame Thrower™ Chili Pepper** (*Solenostemon scutellarioides* 'UF08-19-10') (PP#27078) – Low-maintenance, colorful annual with tricolored and uniquely shaped foliage. Great accent plant in mixed containers. A perfect choice to brighten any shady spots in the landscape. Mature size 12- 18" height and 16-18" width. Zone(s) 9-11.

**Flame Thrower™ Salsa Verde** (*Solenostemon scutellarioides* 'UF14-24-1') (PP#29820) – Low-maintenance, colorful annual with showy and uniquely shaped light green foliage. Great accent plant in mixed containers. A perfect choice to brighten any shady spots in the landscape. Mature size 12- 18" height and 16-18" width. Zone(s) 9-11.


#### COREOPSIS

**Jethro Tull** (*Coreopsis x* 'Jethro Tull') (PP#18789) – Compact habit. Golden yellow blooms appear in late spring to late summer. Blooms have broader fluted petals. This cross between 'Zamphir' and 'Early Sunrise' prefers full to partial sun. Mature size 15-18" height and 18-24" width. Zone(s) 5-10. 

**UpTick™ Gold & Bronze** (*Coreopsis hybrid* 'Baluptgonz') (PP#28882) – Features a tidy, mounding habit. Impressively large, bi-colored flowers are bronze-red and framed in gold. Good mildew resistance. Award winner. Mature size 12-14" height and width. Zone(s) 5-9.


**UpTick™ Yellow & Red** (*Coreopsis hybrid* 'Baluptowed') (PP#28865) – Features a tidy, mounding habit. Impressively large, bi-colored flowers are sunny yellow with a dark red eye. Good mildew resistance. Mature size 12-14" height and width. Zone(s) 5-9.

**DAISY, SNOWCAP SHASTA** (*Leucanthemum superbum* 'Snowcap') – Long blooming compact perennial produces large white daisies all summer. Attractive dark-green foliage. Flowers are excellent for cutting and arrangements. Mature size 10-14" height and 12" width. Zone(s) 5-9.


**DAYLILY** (*Hemerocallis* sp.) – Herbaceous perennial. Will grow in full sun or partial shade. Prefers evenly moist soils, but will grow in well-drained soil if amended with peat and/or compost. Tolerates very dry conditions, but blooms better with extra watering. Mulching is recommended. Generally pest-free with occasional aphid or mite problem.  Oasis


**Autumn Red** (*Hemerocallis* 'Autumn Red') – Dormant. Features large, bright-red flowers with a yellow eye and stripe down each petal midseason with some repeat blooming. Mature size 24-36" height and 18-30" width. Zone(s) 3-9.  Oasis

**Aztec Evergreen** (*Hemerocallis* 'Aztec Evergreen') – Evergreen. Medium-growing daylily with 3" orangish-yellow blooms. Mature size 18-22" height and 18" width. Zone(s) 4-11.  Oasis

**Catherine Woodberry** (*Hemerocallis* 'Catherine Woodberry') – Dormant. 6-inch wide elegant, lavender-pink blooms with a delicate -golden eye atop a mound of arching leaves. Mature size 24-36" height and 18-30" width. Zone(s) 3-9.  Oasis

**Grape Ripple** (*Hemerocallis* 'Grape Ripple') – Evergreen daylily with large purple blooms in the spring. The blooms last one day but reappear. Prefers full sun. Mature size 18-22" height and 18" width. Zone(s) 4-11.  Oasis


**Happy Returns** (*Hemerocallis* 'Happy Returns') – Dormant. Lemon-yellow 3" blooms. early bloomer on 18" scape. Reblooms. Mature size 20" height and 24" width. Zone(s) 5-10.  Oasis

**Joan Senior** (*Hemerocallis* 'Joan Senior') – Evergreen. 6" white flower. early to mid bloomer. Reblooms. Mature size 2' height and width. Zone(s) 4-11.  Oasis

**Little Business** (*Hemerocallis* 'Little Business') – Semi-evergreen dwarf summer bloomer with rose-red flowers with a green throat on 18" tall stems. Reblooms. Mature size 1.5' height and width. Zone(s) 4-11.  Oasis

**Ming Toy** (*Hemerocallis* 'Ming Toy') – Dormant. Red 5" flower with yellow throat. early bloomer. Mature size 18-22" height and 18" width. Zone(s) 4-11.  Oasis

**Pretty Woman** (*Hemerocallis* 'Pretty Woman') – Semi-evergreen. 6-inch wide glowing-rose blend blooms with a yellow-green throat. Mature size 24-36" height and 18-30" width. Zone(s) 3-9.  Oasis


**Ruby Stella** (*Hemerocallis* 'Ruby Stella') (PPAF) – Dormant. 3" vibrant ruby-red flowers with yellow throats in summer and re-blooms. Blooms atop 18" scapes. Mature size 12-14" height and width. Zone(s) 3-9.  Oasis

**Siloam Double Classic** (*Hemerocallis* 'Siloam Double Classic') – Dormant, small growing daylily with fragrant bright double pink blooms. early to mid bloomer. Rebloomer. Mature size 1.5' height and width. Zone(s) 4-11.  Oasis

**Stella de Oro** (*Hemerocallis* 'Stella de Oro') – Dormant. early bloomer. 2" fragrant, ruffled creamy yellow blooms. 12" scape. Most prolific blooming daylily to date! Reblooms! Mature size 1' height and width. Zone(s) 4-11.  Oasis

**DIANELLA** (*Dianella tasmanica* 'Variegata') – Contains green and white-striped sword shaped leaves. Flowers are a blue to white color and bare a small fruit. Flowers in mid summer. Ideal for rockeries and containers. Prefers full sun to part shade. Mature size 3' height and 2' width. Zone(s) 8-11.  Oasis

#### DIANTHUS

**Fire Witch** (*Dianthus gratianopolitanus* 'Firewitch') – This mounding perennial was chosen as Plant of the Year for 2006 by The Perennial Plant Association. Known for its extreme heat tolerance and ability to adapt to various soil conditions. Magenta/pink colored flowers stand approximately 7-8" over the silvery blue foliage. Works well as a groundcover or in mass plantings. Blooms appear in late spring, sporadic blooming throughout the hottest parts of the summer and it will rebloom in the fall if consistently deadheaded throughout the bloom season. Prefers full sun to partial shade. Loose well-drained soil. Mature size 1' height and 1' width. Zone(s) 3-9.  Oasis

#### DWARF JOE PYE WEED

**Little Joe** (*Eupatorium dubium* 'Little Joe') (PP#16122) – Compact selection, forming an upright mound of dark green leaves. Bears large clusters of rosy-pink flowers in summer. Good in mixed borders or large containers. Attracts butterflies. Mature size 3-4' height and 2-3' width. Zone(s) 4-9. 

#### ELEPHANT EAR

**Regal Shields** (*Alocasia* 'Regal Shields') (PPAF) – Bold, heat and humidity tolerant tropical with nearly black leaves with a burgundy underneath. Great when mixed in the tropical border or grown in containers on the patio or near entryways. Mature size 12-36" height and width. Zone(s) 9-10.

**Black Magic** (*Colocasia esculenta* 'Black Magic') – Large tropical looking purple-black heart-shaped leaf, clumping perennial. Prefers full sun to partial shade and moist well-drained soil. Mature size 5' height and 4-5' width. Zone(s) 7-10.  Oasis


**EUPHORBIA,**

**Ascot Rainbow** (*Euphorbia x martinii* 'Ascot Rainbow') (PP#21401) – Outstanding perennial with variegated foliage. Narrow green leaves have a yellow edge. The plant is topped with cream, lime and green flowers in spring. In cooler weather, the foliage takes on a red, pink and orange color. A great specimen plant for borders and containers. Mature size 18-24" height and width. Zone(s) 5-9.

**EVOLVULUS 'BLUE DAZE'** (*Evolvulus glomeratus* 'Blue Daze') – Low-growing, green-egg shaped foliage. Masses of blue flowers in the summer. Full sun. Mature size 1' height and 1' width. Zone(s) 9-10. 

**FERN**


**Arborvitae** (*Selaginella braunii*) – Lacy dark-green fronds in horizontal layers make an excellent groundcover. Prefers partial shade and well-drained soil. Plant in large groupings or mixed with other ferns for natural setting. Mature size 6-12" height and 24" width. Zone(s) 6-9.


**Asparagus** (*Asparagus densiflorus* 'Sprengeri') – Soft green, fine textured, fern-like clumping groundcover. Prefers full sun to partial shade and well-drained soil. Mature size 2' height and 4' width. Zone(s) 9-11. 

**Autumn** (*Dryopteris erythrosora*) – Evergreen fern with coppery-pink new growth turning dark-green. Prefers partial shade and well-drained soil. Mature size 18-24" height and 24" width. Zone(s) 5-8. 

**Boston** (*Nephrolepis exaltata* 'Bostoniensis') – The most widely grown of indoor and patio ferns. Traditional rich green leaves adorn graceful, arching stems. Durable and easy to grow. Best with well-drained soil and out of hot afternoon sun. Mature size 30" height and 30" width. Zone(s) 9-11.

**Foxtail** (*Asparagus densiflorus* 'Meyers') – Feathery needle-like foliage on arching stems. This is a dense growing plant that produces tail like fronds. Prefers partial shade and well-drained soil. Use as accents mixed with shade loving annuals and perennials. Mature size 2' height and 4' width. Zone(s) 9-11.


**Holly** (*Cyrtomium falcatum*) – Popular evergreen fern. Shiny, erect to gracefully arching fronds of 24-30". Mounding form. Prefers partial or full shade. Excellent ground cover or container specimen or understory plant for shady areas. Prefers fertile, moist soil. Mature size 24-36" height and 18" width. Zone(s) 6-10. 

**Japanese Painted** (*Athyrium niponicum* 'Pictum') – Colorful deciduous hardy perennial fern. Prefers partial shade and rich well-drained soil. Mature size 12-18" height and 15-18" width. Zone(s) 3-8. 


**Lady in Red** (*Athyrium filix-femina* 'Lady in Red') – Features vibrant burgundy stems contrasting beautifully with the lacy green fronds. Prefers shady locations and moist, well-drained soil. Mature size 2-3' height and 18-36" width. Zone(s) 3-9.

**Southern Shield** (*Dryopteris normalis*) – Dark green, finely cut fronds. A good choice for adding textural interest to the shaded garden. Drought tolerant plant. Mature size 2-3' height and 2-3' width. Zone(s) 6-9.


**FESTUCA**


**Beyond Blue™** (*Festuca glauca* 'Casca11') (PP#23307) – Intense, powder-blue foliage. Color stays bright throughout the season without browning. Excellent for mass planting, edging, or in the rock garden. Evergreen in mild areas. Mature size 9-12" height and 12-18" width. Zone(s) 4-9. 

**FIREBUSH**

**Lime Sizzler™** (*Hamelia patens* 'Grelmsiz') (PP#26247) – Features green and yellow variegated foliage with sizzling red-orange flowers from late spring through fall. Good en masse or as a single specimen. Mature size 3-4' height and 3-4" width. Zone(s) 9-11. 

**GAURA**

**Siskiyou Pink** (*Gaura lindheimeri* 'Siskiyou Pink') – Heat and drought tolerant perennial with pink flowers all summer long. Requires full sun and well-drained soil. Mature size 2-3' height and 2-3' width. Zone(s) 5-9. 

**Whirling Butterfly** (*Gaura lindheimeri* 'Whirling Butterfly') – Heat and drought tolerant perennial with variegated foliage and white flowers all summer long. Requires full sun and well-drained soil. Mature size 2-3' height and 2-3' width. Zone(s) 5-9. 

**GINGER**

**Aussie Plume** (*Curcuma australasica* 'Aussie Plume') – Puts on hot pink blooms from mid summer to fall. Prefers part shade. Mature size 2-4' height and 2-3' width. Zone(s) 8-11.

**Green Shell** (*Alpina zerumbet*) – Clumping growth habit with green foliage and pink flowers. Prefers full sun to partial shade and well-drained soil. Mature size 4-6" height and 5-10' width. Zone(s) 8-10.

**Red Torch** (*Curcuma hybrid*) – Large growing with showy red flowers. Adds a colorful, tropical effect to the landscape. Mature size 4-6' height and width. Zone(s) 8-11.

**Tricolor** (*Stromanthe sanguinea* 'Tricolor') – Stunning plant with dramatic variegated foliage with different colors on the upper and lower leaf surfaces. Leaves are white, red and green. Best in full to part shade. Mature size 3-4' height and 4-6' width. Zone(s) 9-11.

**Variegated** (*Alpina zerumbet* 'Variegata') – Clumping growth habit. Green and yellow variegated foliage with fragrant white flowers. Prefers moist, well-drained, high organic soil and full sun to partial shade. Mature size 4-7' height and 4' width. Zone(s) 8-11.

**White Butterfly** (*Hedychium coronarium*) – Upright clumping growth habit. Dark-green foliage with fragrant white blooms mid summer through fall. Attracts butterflies, hummingbirds, etc. Prefers moist soil and full sun to partial shade. Mature size 4-6' height and 4-6' width. Zone(s) 8-11.

## GOLDENROD

**Fireworks** (*Solidago rugosa* 'Fireworks') – Bright yellow sprays of tiny flowers top stiff stems in late summer. A great companion for ornamental grasses and other late summer blooming perennials. Attracts pollinators. Mature size 3' height and 2' width. Zone(s) 4-9.



**GRASS, LEMON** (*Cymbopogon citratus*) – The narrow, fragrant green grass is showy in the landscape our used in teas and soups for its lemon flavor. Very easy to grow and a clump forming habit. Mature size 3-5' height and 1-2' width. Zone(s) 9-11.

## HEUCHERA

**Caramel** (*Heuchera* 'Caramel') (PP#16560) – A compact selection with bright yellow orange leaves and a purple underside. Truly grown for the foliage but it does produce small fragrant flowers in summer. Mature size 12" height and 14" width. Zone(s) 4-8.

**Citronelle** (*Heuchera* 'Citronelle') (PP#17934) – Forms a mound of glowing chartreuse-yellow leaves. Taller sprays of ivory-white flowers rise above in late summer into autumn. Mature size 12" height and 18" width. Zone(s) 5-8.

**Plum Pudding** (*Heuchera* x 'Plum Pudding') – Spectacular, rich, heart-shaped purple foliage is deeply cut and ruffled with a chocolate underside. The unique foliage is an attractive background for the airy white pink blossoms. Mature size 12-18" height and width. Zone(s) 4-9.

## HEUCHERELLA

**Solar Eclipse** (*Heucherella* 'Solar Eclipse') (PP#23647) – Broadly scalloped burgundy leaves bordered in lime-green form low-mounding, rounded clumps. Taller sprays of ivory-white flowers rise above in late spring. Mature size 12" height and 18" width. Zone(s) 4-9.

**Sweet Tea** (*Heucherella* 'Sweet Tea') (PP#21296) – Produces a large mound of deeply-lobed leaves that change with the seasons. In spring leaves emerge amber-orange with a cinnamon-brown star pattern in the center while in summer, russet, copper and cinnamon tones dominate. Sprays of small white flowers appear in late spring. Mature size 2' height and 18-24" width. Zone(s) 4-9.

## HOSTA

**August Moon** (*Hosta* 'August Moon') - Bright gold to chartreuse heart-shaped leaves are wavy and corrugated. Lavender flowers on tall spikes above the foliage in summer. Mature size 1-3' height and width. Zone(s) 3-8.

**Fragrant Bouquet** (*Hosta* 'Fragrant Bouquet') - Light apple-green foliage has light yellow-to-cream edges forming a dense mound. Fragrant, lavender blooms in midsummer. Mature size 2' height and 3' width. Zone(s) 3-8.

**Francee** (*Hosta fortunei* 'Francee') – Medium mounding variety sports dark-green foliage with cream to white margins. Produces pale lavender funnel-shaped flowers in spring. Plant in full shade to partial shade and moist-well-drained soil. Mature size 2' height and 4' width. Zone(s) 4-8. Oasis

**Grand Tiara** (*Hosta* 'Grand Tiara') - Chartreuse gold leaves with darker green centers. Purple striped flowers. Border, edging, and groundcover. Mature size 16" height and 44" width. Zone(s) 3-8.

**Guacamole** (*Hosta* 'Guacamole') - Bold leaves are apple green with streaked, dark-green margins. Fragrant, pale lavender flowers appear on tall stalks above the foliage in summer. Fast grower with good sun tolerance. Mature size 18" height and 24" width. Zone(s) 3-8.

**Halcyon** (*Hosta tardiana* 'Halcyon') – Medium mounding variety blue grey foliage. Produces pale lavender funnel-shaped flowers in spring. Plant in full shade to partial shade and moist-well-drained soil. Mature size 1-3' height and 1-3' width. Zone(s) 3-8. Oasis

**Iron Gate Delight** (*Hosta* 'Iron Gate Delight') – Heat tolerant with dark green leaves that have a bold gold margin that turns to cream with age. Fragrant lavender flowers appear on tall stalks above the foliage in summer. Mature size 18" height and 24-36" width. Zone(s) 3-9.

**Minuteman** (*Hosta* 'Minuteman') - Large, cupped blue-green leaves. Fragrant lilac colored flowers bloom on long stems in midsummer. Mature size 24" height and 18" width. Zone(s) 3-8.


**So Sweet** (*Hosta* 'So Sweet') - Showy variegated foliage is deep-green that is edged in white. Lilac colored flowers appear in midsummer. Mature size 1' height and 2' width. Zone(s) 3-8.


**Stained Glass** (*Hosta* 'Stained Glass') – Broad, clump-forming perennial with bright gold foliage bordered in dark-green. Fragrant, light lavender flowers on tall stems in late summer. Excellent groundcover. Mature size 15" height and 3-4' width. Zone(s) 3-9.

**Sum & Substance** (*Hosta* 'Sum & Substance') - Large perennial hosta that creates chartreuse-green foliage. Lavender flower spikes are present in midsummer. A great specimen for shaded areas. Mature size 2-3' height and 5-6' width. Zone(s) 4-9.


## IRIS


**African** (*Dietes iridioides*) – White blooms with purple throat on narrow bright green leaves. Clumps resemble daylily form. Low maintenance. Not tolerant of wet soil conditions. Prefers full sun to partial shade and moist well-drained soil. Mature size 2-3' height and 3-4' width. Zone(s) 8-11.  Oasis

**Bicolor** (*Dietes vegata*) – Blooms are creamy yellow with maroon blotches. Makes a nice contrast to the 1" wide bright green blades. Form resembles Louisiana Iris. Not tolerant of wet soil conditions. Prefers full sun to partial shade and moist well-drained soil. Mature size 18-24" height and width. Zone(s) 8-9.  Oasis

**Caesars Brother** (*Iris sibirica* 'Caesar's Brother') – Siberian iris with dark purple blooms early spring. This is a deciduous iris that is very cold hardy. Prefers full sun and moist well-drained soil. Mature size 2-3' height and width. Zone(s) 4-9.  Oasis


**Yellow Flag** (*Iris pseudacorus*) – Bright yellow flowers are offset by the pale green foliage. Plant grows to 3' height. Moisture tolerant. Mature size 4-6' height and 3-4' width. Zone 5-10.  Oasis

**IRIS, LOUISIANA** – Hardy throughout the United States and especially valuable in the hot, humid weather found in the south. Remain green year-round. Increases rapidly from year to year but are not invasive. Require little maintenance other than occasional fertilizing. Highly disease and insect resistant. Can be grown in beds (if kept moist) or in water garden. Available in blue, lavender and purple. Zone 5-10.  Oasis


**Ann Chowning** (*Iris x fulva* 'Ann Chowning') – Medium size Louisiana iris with red blooms with a yellow throat. Prefers full sun to partial shade and moist organic soil. Mature size 3' height and width. Zone(s) 6-9.  Oasis

**Jeri** (*Iris spp.* 'Jeri') – Flowers are flaring dark grape-violet in color and appear in spring. Full sun to partial shade. Mature size 3-4' height and width. Zone(s) 8-9.  Oasis

**Kay Nelson** (*Iris spp.* 'Kay Nelson') – Premier pink-toned iris. Lovely ruffled flower with excellent plant habits. Mature size 22" height and width. Zone(s) 5-11.  Oasis


**Purple Louisiana** (*Iris Louisiana Hybrid*) – Name recognized worldwide for hybrids produced from five species of native American Iris. Hardy throughout the United States. Remains green year-round. Mature size 3-4' height and width. Zone(s) 6-10.  Oasis

## LANTANA


**Bandana® Cherry** (*Lantana camara* 'Bante Cheria') (PP#18115) – When looking for a tough plant, lantana is hard to beat with its heat tolerance. With a beautiful red colored flower, this lantana is an ideal choice for any garden. Mature size 16-20" height and width. Zone(s) 9-11.  Oasis

**Bandana® Lemon Zest** (*Lantana camara* 'Bani Yelbic') (PP#21617) – Well-branched with a nice mounding growth habit. Displays an array of yellow flowers until frost. Loves the heat and humidity. Mature size 16-20" height and width. Zone(s) 9-11.

**Bandana® Peach** (*Lantana camara* 'LANZ0002') (PP#23317) – Clusters of orange, yellow and pink flowers. Heat tolerant, drought tolerant, deer resistant, little to no need for deadheading. Mature size 16-20" height and width. Zone(s) 9-11.

**Bandana® Red** (*Lantana camara* 'Bantreda 09') (PP#20531) – Looking for a plant that can handle neglect, then lantana is your best choice. This plant can be trimmed at any time to shape and to increase branching. Mature size 16-20" height and width. Zone(s) 9-11.  Oasis


**Bandana® White** (*Lantana camara* 'Ban Whit') (PP#21590) – Flower buds emerge buttery yellow and as the flower matures, the yellow fades to white. Both colors visible most of the time. Dark-green foliage is a nice background to the blooms. Mature size 16-20" height and width. Zone(s) 9-11.


**Chapel Hill Yellow** (*Lantana camara* 'Chapel Hill Yellow') (PP#19548) – Lantana derived from 'Miss Huff' and 'New Gold' combines the cold hardiness of 'Miss Huff' with the low spreading growth habit of 'New Gold'. Dark-green leathery foliage makes an ideal background for the clusters of medium yellow flowers. Bloom period is from late spring until fall. Prefers full sun to partial shade. Mature size 18-24" height and 24-30" width. Zone(s) 7-11.  Oasis


**Lavender Trailing** (*Lantana montevidensis*) – Sprawling stems bear round clusters of lavender flowers all summer. Great in baskets, foregrounds, large pots, and in butterfly gardens. Hummingbirds love it, too. A great choice for hot, sunny locations. Mature size 8-12" height and 3-6' width. Zone(s) 9-11.


**Lucky™ Lavender** (*Lantana camara* 'Lucky™ Lavender') – Upright and mounded habit with colorful blooms for a long time from summer into fall. Flower clusters are lavender with yellow. Perfect for small-space gardens and containers. Mature size 12-16" height and 12-14" width. Zone(s) 9-11.



**Lucky™ Pot of Gold** (*Lantana camara* ‘Lucky™ Pot of Gold’) (PP#14634) – Upright and mounded habit with colorful blooms for a long time from summer into fall. Flower clusters are bright gold. Perfect for small-space gardens and containers. Mature size 12-16” height and 12-14” width. Zone(s) 9-11. 

**Lucky™ Red** (*Lantana camara* ‘Lucky™ Red’) (PP#28237) – Upright and mounded habit with colorful blooms for a long time from summer into fall. Flower clusters are bright red with hints of yellow. Perfect for small-space gardens and containers. Mature size 12-16” height and 12-14” width. Zone(s) 9-11. 

**Lucky™ Sunrise Rose** (*Lantana camara* ‘Lucky™ Sunrise Rose’) (PP#19151) – Upright and mounded habit with colorful blooms for a long time from summer into fall. Flower clusters are gold, orange and pink. Perfect for small-space gardens and containers. Mature size 12-16” height and 12-14” width. Zone(s) 9-11. 

**Miss Huff** (*Lantana camara* ‘Miss Huff’) – Upright growth habit. Blooms are vibrant and multi-colored containing yellow, orange, coral and pink, appear in summer through fall. Reaches 4’ height at maturity. Full sun. Mature size 4-6’ height and 4-6’ width. Zone(s) 7-11.  **Oasis**

**New Gold** (*Lantana camara* ‘New Gold’) – Compact groundcover shrub produces masses of gold-yellow flowers all summer long. Prefers full sun and well-drained soil. Mature size 12-15” height and 18-24” width. Zone(s) 10-11.  **Oasis**

**Purple Falls** (*Lantana montevidensis* ‘Purple Falls’) (PP#32828) – Large clusters of purple flowers attract butterflies and bloom abundantly all summer long. Heat and drought tolerant. Mature size 20-24” height and 15-24” width. Zone(s) 9-11.  **Oasis**


## LAVENDER


**Goodwin Creek** (*Lavandula x gingsii* ‘Goodwin Creek’) – Forms a bushy shrub of bright, silvery-grey leaves bearing tall spikes of dark-lavender flowers over a very long season. Best in well-drained soil. Mature size 18-24” height and 24-30” width. Zone(s) 7-9.

## LEOPARD PLANT


**Giant** (*Farfugium japonicum* ‘Gigantea’) – Interesting perennial with rounded, shiny green leaves. Yellow, daisy-like flowers on branched stems late summer into fall. Wonderful textural addition to partly shaded areas of the landscape. Mature size 2’ height and 3’ width. Zone(s) 7-9.

## MILKWEED


**Giant** (*Calotropis gigantea*) – A large shrub or small tree native to tropical areas. An upright grower with pale purple to white, crown-like flowers that appear throughout the year. An important plant for the larvae of monarch butterflies. Mature size 8-12’ height and 8-12’ width. Zone(s) 10-11. 


**Native Orange** (*Asclepias tuberosa*) – Upright stems support clusters of tiny orange flowers. Makes a pleasant presentation in mid summer. Flowers are followed by tiny green seedpods. This is a host plant for the Monarch butterfly. A very tolerant and exceptional selection. Mature size 18-24” height and 10-12” width. Zone(s) 4-10. 

**Tropical Silky Deep Red** (*Asclepias curassavica* ‘Silky Deep Red’) – This butterfly favorite displays clusters of showy red flowers on long stems from late spring through fall. Narrow green leaves have a reddish-bronze tint. Mature size 3’ height and 2’ width. Zone(s) 9-11. 

**White Balloon** (*Gomphocarpus physocarpus*) – Shrubby perennial with narrow green leaves. It is noted for its spiny, lime-green to white seed pods which provide an eye-catching display. Eventually, the pods split open and silky-haired seeds are released. Mature size 4-6’ height and 2-3’ width. Zone(s) 8-10. 


## MONARDA

**Bee-You® Bee Free** (*Monarda* ‘Mon0012BFR’) (PP#29032) – Lovely perennial with aromatic leaves and electric purple flowers that appear over a long period in summer. Mildew-resistant variety that thrives in heat and humidity. Attracts bees and butterflies. Mature size 15-18” height and 12-15” width. Zone(s) 4-9. 

**Bee-You® Bee Happy** (*Monarda* ‘Mon0001BHA’) (PP#29080) – Showy perennial with aromatic leaves and deep red flowers that appear over a long period in summer. Mildew-resistant variety that thrives in heat and humidity. Attracts bees and butterflies. Mature size 15-18” height and 12-15” width. Zone(s) 4-9. 

## PENTAS

**Butterfly Red** (*Pentas lanceolata* ‘Butterfly Red’) – Clusters of red, star-shaped flowers bloom all summer. Compact habit. Heat and humidity tolerant. Mature size 12-22” height and 15-18” width. Zone(s) 9-11.

**Ruby Red** (*Pentas lanceolata* ‘Ruby Red’) – Loads of clusters of ruby red, star-shaped flowers bloom all summer long. Heat and humidity tolerant. Mature size 12-22” height and 15-18” width. Zone(s) 9-11. 

## PHLOX

**Louisiana** (*Phlox divaricata* ‘Louisiana’) – This native perennial bears lavender-blue flowers over a long period in spring-summer. Plants form neat clumps and remain evergreen in the lower south. A good choice for borders or naturalizing. Mature size 15-18” height and 15-18” width. Zone(s) 6-9.

**PLUMBAGO**

**Imperial Blue** (*Plumbago auriculata* 'Imperial Blue') - Except in the coldest months, plumbago is ever-blooming. A semi-woody plant great for massing, accent, or borders. An old favorite in the Gulf South. Deeper blue flower and more compact than the species. Mature size 2-3' height and 3-4' width. Zone(s) 9-10.

**White** (*Plumbago auriculata*) - Semi-woody plant that is great for massing, accent or borders. White blooms in round clusters throughout most of the year. Mature size 2-3' height and 3-4' width. Zone(s) 9-10.

**PORTERWEED**

**Blue** (*Stachytarpheta jamaicensis*) - Tough and durable perennial which blooms nearly year round. Showy blue flowers stand tall above the foliage and are very attractive to butterflies. Will reseed readily. Mature size 2-3' height and 2-3' width. Zone(s) 8-11.

**ROSEMARY**

**Madalene Hill** (*Rosmarinus officinalis* 'Madalene Hill') - Also known as 'Hill's Hardy Rosemary'. One of the most cold tolerant forms of rosemary. Irregular, upright growing variety that blooms in early to mid-spring with large, light blue flowers. Mature size 30-36" height and 18-24" width. Zone(s) 6-11. Oasis

**Prostratus** (*Rosmarinus officinalis* 'Prostratus') - A Low-growing, ground hugging rosemary. Very fragrant foliage that is a culinary delight. Shimmering blue flowers in spring. Use as groundcover or add to the base of patio tree container plantings. Of course it is a staple in any herb garden. Mature size 5-12" height and 24-36" width. Zone(s) 8-10. Oasis

**Tuscan Blue** (*Rosmarinus officinalis* 'Tuscan Blue') - Upright evergreen shrub with aromatic needlelike green foliage. Lavender blue flowers produced throughout the year. Used in herb gardens or as an unusual hedge. Mature size 4-6' height and width. Zone(s) 6-9. Oasis

**RUDBECKIA**

**Goldstrum Black-eyed Susan** (*Rudbeckia fulgida* 'Goldstrum') - The black center of the yellow daisy flowers give this deciduous perennial its common name. Useful for cut flowers, in borders, for mass plantings, and in natural gardens. Attracts butterflies. Mature size 24-30" height and 15" width. Zone(s) 5-9.

**RUELLIA**

**Purple Showers** (*Ruellia brittoniana* 'Purple Showers') - Heat loving perennial with blooms which resemble petunias. Strap-like leaves form clumps topped by soft purple blooms. Excellent for perennial borders and in mixed planters. Mature size 3-4' height and 2-3' width. Zone(s) 8-11. Oasis

**SALVIA**

**Black & Blue** (*Salvia guaranitica* 'Black & Blue') - Tall growing perennial that is covered by rich blue flowers throughout the entire summer. Buds and stems are black which offsets the blue flowers. Mix into backgrounds, plant in masses or in rock gardens. Mature size 3' height and width. Zone(s) 7-10. Oasis

**Leucantha** (*Salvia leucantha*) - Gracefully arching evergreen shrub topped by long, velvety purple spikes with small, white flowers all summer. Choice selection for the hot summer border. Mature size 3-4' height and 4-6' width. Zone(s) 8-10. Oasis

**Mirage™ Cherry Red** (*Salvia greggii* 'Balmircher') (PP#28527) - Bears bright, cherry-red blooms from early spring through fall. Mounding growth habit. Heat and humidity tolerant. Mature size 12-14" height and 14-16" width. Zone(s) 7-9. Oasis

**Mirage™ Deep Purple** (*Salvia greggii* 'Balmirdepur') (PP#28538) - Richly colored purple blooms from early spring through fall. Mounding growth habit. Tolerates heat and humidity. Mature size 12-14" height and 14-16" width. Zone(s) 7-9. Oasis

**Mirage™ Hot Pink** (*Salvia greggii* 'Balmirhopi') - Hot-pink blooms from early spring through fall. Mounding growth habit. Tolerant of heat and humidity. Mature size 12-14" height and 14-16" width. Zone(s) 7-9. Oasis


**Roman Red** (*Salvia splendens x darcyi* 'Roman Red') (PP#31931) - Large intense red tubular flowers. The only vibrant red, interspecific salvia on the market! Offers exceptional landscape performance when compared to *Salvia splendens*. Mature size 28-34" height and 28-36" width. Zone(s) 4-9.

**Santa Barbara** (*Salvia leucantha* 'Santa Barbara') (PP#12949) - A lower growing form of Mexican Bush Sage. Flowers are a deep purple and will attract hummingbirds. The foliage is gray-green and has a velvety texture. Mature size 3-4' height and 3' width. Zone(s) 8-11. Oasis

**White Flame** (*Salvia longispicata x farinacea* 'White Flame') (PP#32429) - Pure white 1" long tubular flowers on tall spikes from spring to fall attracting bees, butterflies, and hummingbirds. It is perfect for landscapes and mixed containers. Excellent heat tolerance. Mature size 18-24" height and 12-18" width. Zone(s) 8-11. Oasis

**SPUR FLOWER, 'MONA LAVENDER'** (*Plectranthus* 'Mona Lavender') (PP#13858) - Fast-growing, heat and humidity tolerant plant to 2' tall. Dark-green glossy leaves with purple undersides and sprays of purple flowers above the foliage. Mature size 18-24" height and 16-20" width. Zone(s) 8-10.

## SEDUM

**Lemon Ball** (*Sedum* 'Lemon Ball') – Attractive succulent with bright lime colored fleshy foliage flowers from summer to early fall. A drought tolerant selection. Plant as groundcover, in rock walls or use to fill between stepping stones. Mature size 3-10" height and 16-24" width. Zone(s) 7-11. 

**SOCIETY GARLIC** (*Tulbaghia violacea*) – Ornamental perennial forms clumps of long, narrow, bluish-green leaves. Small bulbous herb topped with garlic scented lavender-purple tube-like flowers. Tropical, sun-loving plant. Mature size 1' height and 1' width. Zone(s) 7-11.

## SUNPATIENS'

**Compact Electric Orange** (*Impatiens x hybrida* 'SAKIMP025') (PP#24675) – Dense bushy growth covered in bright orange flowers until frost. Great in the border or in containers. Will tolerate full sun but does best with a little afternoon shade. Mature size 18-30" height and 16-20" width. Zone(s) Annual.

**Compact Hot Pink** (*Impatiens x hybrida* 'SAKIMP061') (PPAF) – Dense bushy growth covered in hot pink flowers until frost. Great in the border or in containers. Will tolerate full sun but does best with a little afternoon shade. Mature size 18-30" height and 16-20" width. Zone(s) Annual.

**Compact Lilac** (*Impatiens x hybrida* 'SAKIMP012') (PP#19392) - Dense bushy growth covered in lilac flowers until frost. Great in the border or in containers. Will tolerate full sun but does best with a little afternoon shade. Mature size 18-30" height and 16-20" width. Zone(s) Annual.

**Compact Orchid Blush** (*Impatiens x hybrida* 'SAKIMP054') (PP#27696) – Dense bushy growth covered in orchid pink flowers until frost. Great in the border or in containers. Will tolerate full sun but does best with a little afternoon shade. Mature size 18-30" height and 16-20" width. Zone(s) Annual.

**Compact Red** (*Impatiens x hybrida* 'SAKIMP030') (PP#25015) - Dense bushy growth covered in red flowers until frost. Great in the border or in containers. Will tolerate full sun but does best with a little afternoon shade. Mature size 18-30" height and 16-20" width. Zone(s) Annual.

**Compact Royal Magenta** (*Impatiens x hybrida* 'SAKIMP029') (PP#26692) - Dense bushy growth covered in magenta flowers until frost. Great in the border or in containers. Will tolerate full sun but does best with a little afternoon shade. Mature size 18-30" height and 16-20" width. Zone(s) Annual.

**Compact White** (*Impatiens x hybrida* 'SAKIMP027') (PP#24320) - Dense bushy growth covered in white flowers until frost. Great in the border or in containers. Will tolerate full sun but does best with a little afternoon shade. Mature size 18-30" height and 16-20" width. Zone(s) Annual.

## VERBENA

**EnduraScape™ Dark Purple** (*Verbena peruviana* 'Balendakle') (PP#26131) – A hardy landscape verbena that withstands heat and will continue blooming to frost. The leaves are larger and it spreads farther than other verbena. It also tolerates temperatures in the mid 20's. Dark purple blooms. Mature size 8-12" height and 18-24" width. Zone(s) 7-11.

**EnduraScape™ Pink Bicolor** (*Verbena peruviana* 'Balendpibi') (PP#28455) – The first verbena that's hardy into the teens and reblooms in the spring. Clusters of pink flowers with lighter-pink margins cover the carpet of trailing foliage. Takes the heat well, too. Excellent powdery mildew resistance. Mature size 8-12" height and 18-24" width. Zone(s) 7-11.

**EnduraScape Red** (*Verbena peruviana* 'Balendredim') (PP#32835) – The first verbena that's hardy into the teens and reblooms in the spring. Clusters of red flowers cover the carpet of trailing foliage. Takes the heat well, too. Mature size 6-10" height and 2-3' width. Zone(s) 7-10.

**Homestead Purple** (*Verbena canadensis* 'Homestead Purple') – Low-growing and spreading perennial that is blanketed by deep purple flower clusters from spring through fall. Dark-green scalloped foliage is a great backdrop. Heat and humidity resistant. Attracts butterflies. Mature size 6-10" height and 2-3' width. Zone(s) 7-11.

PERENNIAL	SIZE	SEASON OF BLOOM	COLOR	HARDINESS ZONE	SUN/SHADE	ATTRACTS HUMMINGBIRDS & BUTTERFLIES
Acanthus, Bear's Breeches	3-4' x 2-3'	Late Spring-Early Summer	White w/Purple	7-10	Full Sun	
Agapanthus, Ever Sapphire™ PP#26336	20-24" x 12-18"	Late Spring-Late Summer	Bright Blue	8-11.	Part Shade	Y
Agapanthus, Ever Twilight™ PP#30162	24-30" x 16-18"	Late Spring-Late Summer	Bicolor Violet/White	8-11.	Part Shade	Y
Agapanthus, Getty White	2-3' x 2-3'	Late Spring-Early Summer	White	9-10	Sun/Part Shade	Y
Agapanthus, Improved Peter Pan	1.5' x 2.5'	Mid Summer	Pale Blue	7-9	Full Sun	Y
Agapanthus, Lily of the Nile	2' x 2'	Summer	Deep Blue	8-11	Part Shade	Y
Agapanthus, Little Blue Fountain™ PP#25966	1-2' x 1-2'	Late Spring-Mid Summer	Deep Blue	8-10	Sun/Part Shade	Y
Agapanthus, Neverland PP#28034	1' x 1'	Summer	Sky Blue	8-11	Part Shade	Y
Agapanthus, Queen Mum™ PP#24651	2' x 2'	Spring	White w/Blue	8-10	Sun	Y
Agapanthus, Stevie's Wonder	30-36" x 2-3'	Summer	Dark Blue	7-10	Sun/Part Shade	Y
Angelonia, AngelMist™ White	10-14" x 10-14"	Summer	White	10-11	Full Sun	Y
Angelonia, Archangel™ Blue Bicolor PPAF	12-14" x 10-12"	Summer	Blue Bicolor	10-11.	Full Sun	Y
Angelonia, Archangel™ Cherry Red PP#28459	1' x 1'	Summer	Cherry Red	10-11	Full Sun	Y
Angelonia, Archangel™ Light Pink PPAF	1' x 1'	Summer	Light Pink	10-11	Full Sun	Y
Angelonia, Archangel™ Raspberry PP#24287	12-14" x 10-12"	Summer	Raspberry Red	10-11	Full Sun	Y
Angelonia, Archangel™ White PP#23543	12-14" x 10-12"	Summer	White	10-11.	Full Sun	Y
Banana, Basjoo	15' x 10'	Summer	Creamy yellow	5-10	Full Sun	
Banana, Musa Dwarf Cavendish	8-10'			8-11.	Full Sun	
Banana, Musa Little Prince	5-7' x 5-7'			8-10	Full Sun	
Banana, Red Abyssinian	5-7' x 5-7'			8-10	Full Sun	
Banana, Rojo	8-10' x 5-8'			8-10	Full Sun	
Bulbine, Tangerine	2' x 3-4'	Late Spring-Early Summer	Orange	9-11	Full Sun	
Canna, Cannova® Bronze Scarlet	3-4' x 14-20"	Summer	Scarlet Red	7-11.	Full Sun	Y
Canna, Cannova® Mango	30-48" x 14-20"	Summer-Fall	Salmon	7-11	Full Sun	Y
Canna, Cannova® Orange Shades	30-48" x 14-20"	Summer-Fall	Orange	7-11	Full Sun	Y
Canna, Cannova® Red Shades	30-48" x 14-20"	Summer-Fall	Red	7-11	Full Sun	Y
Canna, Cannova® Yellow	30-48" x 14-20"	Summer-Fall	Yellow	7-11	Full Sun	Y
Carex, Evercolor® Everest PP#20955	12- 18" x 12-18"		Green/White	5-9.	Part Shade	
Carex, Evergold	12" x 12"W		Green/Yellow	5-10	Full Sun	
Carex, Everillo PP#21002	12-18" x 12-18"		Chartreuse	5-9	Full Sun	
Cassia, Splendens	15-18" x 15"	Late Fall/Early Winter	Yellow	9-11	Full Sun	Y
Celosia, Dragon's Breath	24" x 18"	Late Spring-Fall	Red	9-11.	Full Sun	Y
Coleus, FlameThrower™ Chili Pepper PP#27078	12- 18" x 16-18"		Green/Red	9-11.	Part Shade	
Coleus, FlameThrower™ Salsa Verde PP#29820	12- 18" x 16-18"		Chartreuse	9-11.	Part Shade	
Colocasia, Black Magic	5' x 4-5'			7-10	Part in Full/Part Sun	
Coreopsis, Jethro Tull	15-18" x 18-24"	Late Spring-Late Summer	Golden Yellow	5-10	Full Sun	Y
Coreopsis, UpTick™ Gold & Bronze PPAF	12-14" x 12-14"	Summer	Gold/Bronze	5-9	Full Sun	Y
Coreopsis, UpTick™ Yellow & Red PP#28865	12-14"	Early Summer-Fall	Yellow/Dark Red	5-9.	Full Sun	Y
Daisy, Snowcap Shasta	10-14" x 12"	Summer	White	5-9	Full Sun	Y
Daylily, Autumn Red	24-36" x 18-30"	Summer	Red/Gold	3-9	Full Sun	Y
Daylily, Aztec Evergreen	18-22" x 18"	Mid Summer	Gold/Yellow	4-11	Full Sun	Y
Daylily, Catherine Woodbury	24-36" x 18-30"	Summer	Pink/Yellow	3-9	Full Sun	Y
Daylily, Grape Ripple	18-22" x 18"	Spring	Purple	4-11	Full Sun	Y
Daylily, Happy Returns	20" x 24"	Early Summer	Lemon Yellow	5-10	Full Sun	Y
Daylily, Joan Senior	2'	Early-Mid Summer	White	4-11	Full Sun	Y
Daylily, Little Business	1.5'	Early-Mid Summer	Rose-Red	4-11	Full Sun	Y
Daylily, Ming Toy	18-22" x 18"	Mid Summer	Red/Yellow throat	4-11	Full Sun	Y
Daylily, Pretty Woman	24-36" x 18-30"	Summer	Pink/Yellow	3-9	Full Sun	Y
Daylily, Ruby Stella	12-14"	Early-Mid Summer	Wine Red	3-9.	Full Sun	Y
Daylily, Siloam Double Classic	1.5'	Mid Summer	Peach/Pink	4-11	Full Sun	Y
Daylily, Stella D' Oro	1'	Early Summer	Creamy Yellow	4-11	Full Sun	Y
Dianella, Variegata	3' x 2'	Mid Summer	Blue to White	8-11	Sun/Part Shade	
Dianthus, Fire Witch	1' x 1'	Late Spring-Early fall	Magenta-Pink	3-9	Full Sun	Y
Elephant Ear, Regal Shields	12-36"	–		9-10	Sun/Part Shade	
Euphorbia, Ascot Rainbow PP#21401	18-24"	Summer	Cream/Green	5-9	Full Sun	
Evolvulus, Blue Daze	1' x 1'	Summer	Blue	9-10	Full Sun	Y
Fern, Arbovitae	6-12" x 24"	–	–	6-9	Part Shade	
Fern, Asparagus	2' x 4'	–	–	9-11	Part Shade	
Fern, Autumn	18-24" x 24"	–	–	5-8	Shade	

PERENNIAL	SIZE	SEASON OF BLOOM	COLOR	HARDINESS ZONE	SUN/SHADE	ATTRACTS HUMMINGBIRDS & BUTTERFLIES
Fern, Boston	30" x 30"	–	–	9-11	Part Shade	
Fern, Foxtail	2' x 4'	–	–	9-11	Part Shade	
Fern, Holly	24-36" x 18"	–	–	6-10	Part/Full Shade	
Fern, Japanese Painted	12-18" x 15-18"	–	–	3-8	Partial/Full Shade	
Fern, Lady in Red	2-3' x 18-36"			3-9.	Part/Full Shade	
Fern, Southern Shield	2-3' x 2-3'			6-9.	Part/Full Shade	
Festuca, Beyond Blue™ PP#23307	9-12" x 12-18"	Late Spring-Early Summer	Beige	4-9	Full Sun	
Firebush, Lime Sizzler™ PP#26247	3-4' x 3-4'	Spring-Summer	Red-orange	9-11	Full Sun/Part Shade	
Gaura, Siskiyou Pink	2-3' x 2-3'	Summer	Pink	5-9	Full Sun	Y
Gaura, Whirling Butterfly	2-3' x 2-3'	Summer	White	5-9	Full Sun	Y
Ginger, Aussie Plume	2-4' x 2-3'	Mid Summer	Hot Pink	8-11	Partial Sun	
Ginger, Green Shell	4-6' x 5-10'	Summer	Pink	8-10	Partial Sun	
Ginger, Red Torch	4-6'	Summer	Red	8-11	Part Shade	
Ginger, Tricolor	3-4' x 4-6'	–	Reddish-Pink	9-11	Part Shade	
Ginger, Variegated	4-7' x 4'	Summer	White	8-11	Semi-Sun	
Ginger, White Butterfly	4-6' x 4-6'	Summer	White	8-11	Part Sun/Shade	
Goldenrod, Fireworks	3' x 2'	Late Summer-Fall	Yellow	4-9.	Full Sun	Y
Grass, Lemon	3-5' x 1-2'	–	–	9-11	Full Sun	
Heuchera, Caramel PP#16560	12" x 14"	Summer	White	4-8	Part Sun/Part Shade	
Heuchera, Citronelle PP#17934	12" x 18"	Summer	White	5-8	Part Sun/Part Shade	
Heuchera, Plum Pudding	12-18" x 12-18"	Summer	Pink/White	4-9	Part Sun/Part Shade	
Heucherella, Solar Eclipse PP#23647	12" x 18"	Summer	White	4-9	Part Sun/Part Shade	
Heucherella, Sweet Tea PP#21296	2' x 18-24"	Late Spring	White	4-9.	Part Shade	
Hosta, August Moon	1-3' x 1-3'	Late Summer	Lavender	3-8	Full/Part Shade	
Hosta, Fragrant Bouquet	2' x 3'	Late Summer	Lavender	3-8	Full/Part Shade	
Hosta, Francee	2' x 4'	Late Summer	Lavender	4-8	Full/Part Shade	
Hosta, Grand Tiara	16" x 44"	Late Summer	Purple	3-8	Full/Part Shade	
Hosta, Guacamole	18" x 24"	Late Summer	Lavender	3-8	Full/Part Shade	
Hosta, Halcyon	1-3' x 1-3'	Summer	Violet	3-8	Partial/Full Shade	
Hosta, Iron Gate Delight	18" x 18"	Mid Summer	Lavender	5-10.	Part/Full Shade	
Hosta, Krossa Regal	2-3' x 2-3'	Summer	Lilac	3-8	Partial/Full Shade	
Hosta, Minuteman	24" x 18"	Summer	Lavender	3-8	Partial/Full Shade	
Hosta, So Sweet	1' x 2'	Summer	Lavender	3-8	Partial/Full Shade	
Hosta, Stained Glass	15" x 3-4'	Late Summer	Lavender	3-9	Part Sun/Shade	
Hosta, Sun & Substance	2-3' x 5-6'	Late Summer	Lavender	4-9	Full/Part Shade	
Iris, African	2-3' x 3-4'	Spring	White/Yellow	8-11	Full Sun/Part Shade	Y
Iris, Bicolor	18-24"	Spring	Yellow	8-9	Full Sun/Part Shade	Y
Iris, Caesar's Brother	2-3'	Early Spring	Purple	4-9	Sun/Part Shade	Y
Iris, Louisiana, Ann Chowning	3'	Spring	Rusty Red	6-9	Full Sun/Part Shade	Y
Iris, Louisiana, Jeri	3-4'	Spring	Dark Grape-Violet	8-9	Full Sun/Part Shade	Y
Iris, Louisiana, Kay Nelson	22"	Spring	Pink	5-11	Full Sun/Part Shade	Y
Iris, Louisiana, Purple Louisiana	3-4'	Spring	Purple	6-10	Full Sun/Part Shade	Y
Iris, Variegated Japanese	20" x 18"	Spring	Purple	5-10	Full/Part Sun	Y
Iris, Yellow Flag	2-3' x 1'	Spring	Bright Yellow	4-8	Full Sun/Part Shade	Y
Joe Pye Weed, Little Joe PP#16122	3-4' x 2-3'	Summer	Rosy Pink	4-9.	Full Sun	Y
Lantana, Bandana® Cherry PP#18115	16-20" x 16-20"	Summer-Fall	Red	9-11	Full Sun/Part Shade	Y
Lantana, Bandana® Lemon Zest	16-20" x 16-20"	Summer-Fall	Yellow	9-11	Full Sun/Part Shade	Y
Lantana, Bandana® Peach	16-20"	Summer-Fall	Peach/Yellow	9-11.	Full Sun	Y
Lantana, Bandana® Red PP#20531	16-20" x 16-20"	Summer-Fall	Red	9-11	Full Sun/Part Shade	Y
Lantana, Bandana® White PP#21590	16-20" x 16-20"	Summer-Fall	White	9-11	Full Sun/Part Shade	Y
Lantana, Chapel Hill Yellow PP#19548	18-24" x 24-30"	Summer	Yellow	7-11	Full Sun	Y
Lantana, Lavender Trailing	8-12" x 3-6'	Summer	Lavender	9-11	Full Sun	Y
Lantana, Lucky™ Lavender	12-16" x 12-14"	Summer-Fall	Lavender-Pink	9-11.	Full Sun	Y
Lantana, Lucky™ Pot of Gold PP#14634	12-16" x 12-14"	Summer-Fall	Gold	9-11.	Full Sun	Y
Lantana, Lucky™ Red PP#28237	12-16" x 12-14"	Summer-Fall	Red	9-11.	Full Sun	Y
Lantana, Lucky™ Sunrise Rose PP#19151	12-16" x 12-14"	Summer-Fall	Pink/Yellow	9-11.	Full Sun	Y
Lantana, Miss Huff	4-6' x 4-6'	Summer	Multi-Color	7-11	Full Sun	Y
Lantana, New Gold	12-15" x 18-24"	Summer	Gold-Yellow	10-11	Full Sun	Y
Lantana, Purple Falls	20-24" x 20-24"	Summer-Fall	Purple	9-11.	Full Sun	Y



PERENNIAL	SIZE	SEASON OF BLOOM	COLOR	HARDINESS ZONE	SUN/SHADE	ATTRACTS HUMMINGBIRDS & BUTTERFLIES
Lavender, Goodwin Creek	18-24" x 24-30"	Summer-Fall	Purple	7-9	Full Sun	Y
Leopard Plant, Giant	2' x 3'	Summer	Yellow	7-9	Part Shade/Shade	
Milkweed, Balloon Plant White	4-6' x 2-3'	Summer	White	8-10.	Full Sun	Y
Milkweed, Giant	8-12' x 8-12'	Summer	Pale Lavender	10-11.	Full Sun	Y
Milkweed, Native Orange	18-24" x 10-12"	Mid Summer	Orange	4-10.	Full Sun	Y
Milkweed, Tropical Silky Deep Red	3' x 2'	Late Spring-Fall	Red/Yellow	9-11.	Full Sun	Y
Monarda, Bee-You® Bee Free PP#29032	15-18" x 12-15"	Summer	Purple	4-9.	Full Sun	Y
Monarda, Bee-You® Bee Happy PP#29080	15-18" x 12-15"	Summer	Deep Red	4-9.	Full Sun	Y
Pentas, Butterfly Red	12-22" x 15-18"	Summer-Fall	Red	9-11	Full Sun	Y
Pentas, Ruby Red	12-22" x 15-18"	Summer-Fall	Ruby Red	9-11.	Full Sun	Y
Phlox, Louisiana	15-18" x 15-18"	Summer	Lavender/Blue	6-9	Full Sun/Part Shade	Y
Plumbago, Imperial Blue	2-3' x 3-4'	Spring-Summer-fall	Blue	9-10	Full Sun	Y
Plumbago, White	2-3' x 3-4'	Spring-Summer-fall	White	9-10	Full Sun	Y
Porterweed, Blue	2-3' x 2-3'	Summer-Fall	Blue	8-11.	Full Sun	Y
Rosemary, Madeline Hill	30-36" x 18-24"	Summer	Light Blue	6-11.	Full Sun	
Rosemary, Prostratus	5-12" x 24-36"	Late Spring-Early Summer	Blue	8-10	Full Sun	Y
Rosemary, Tuscan Blue	4-6 f. x 4-6 f.	Late Spring-Early Summer	Blue	6-9	Full Sun	Y
Rudbeckia, Goldsturm Black-eyed Susan	24-30" x 15"	Mid Summer	Yellow	5-9	Full Sun	Y
Ruellia, Purple Showers	3-4' x 2-3'	Spring-fall	Purple	8-11	Full Sun	Y
Salvia, Black & Blue	3' x 3'	Spring-Summer	Blue	7-10	Full Sun	Y
Salvia, Leucantha	3-4' x 4-6'	Summer	Purple/White	8-10	Full Sun	Y
Salvia, Mirage™ Cherry Red PP#28527	12-14" x 14-16"	Spring-Summer	Cherry Red	7-9	Full Sun	Y
Salvia, Mirage™ Deep Purple PP#28538	12-14" x 14-16"	Spring-Summer	Deep Purple	7-9	Full Sun	Y
Salvia, Mirage™ Hot Pink	12-14" x 14-16"	Spring-Summer	Hot Pink	7-9	Full Sun	Y
Salvia, Mystic Spires Blue PP#18054	18-24" x 12-18"	Spring-Summer	Blue	7-10	Full Sun	Y
Salvia, Roman Red PP#31931	28-34" x 28-36"	Summer	Red/Yellow	4-9.	Full Sun	Y
Salvia, Santa Barbara PP#12949	3-4' x 3'	Spring-Summer	Purple	8-11	Full Sun	Y
Salvia, White Flame PP#32429	18-24" x 12-18"	Summer	White	8-11.	Full Sun	Y
Sedum, Lemon Ball	3-10" x 16-24"	Late Summer	Lime	7-11	Full Sun	
Society Garlic	1' x 1'	Summer	Lavender-Purple	7-11	Full Sun	Y
Spur Flower, Mona Lavender PP#13858	18-24" x 16-20"	Spring-Fall	Purple	8-10	Full/Part Sun	
Sunpatiens®, Compact Electric Orange PP#24675	18-24" x 16-20"	Spring-Fall	Orange	Annual	Full/Part Sun	Y
Sunpatiens®, Compact Hot Pink PPAF	18-24" x 16-20"	Spring-Fall	Hot Pink	Annual.	Full/Part Sun	Y
Sunpatiens®, Compact Lilac PP#19392	18-24" x 16-20"	Spring-Fall	Lilac	Annual	Full/Part Sun	Y
Sunpatiens®, Compact Orchid Blush PP#27696	18-24" x 16-20"	Spring-Fall	Orchid	Annual.	Full/Part Sun	Y
Sunpatiens®, Compact Red PP#25015	18-24" x 16-20"	Spring-Fall	Red	Annual	Full/Part Sun	Y
Sunpatiens®, Compact Royal Magenta PP#26692	18-24" x 16-20"	Spring-Fall	Magenta	Annual	Full/Part Sun	Y
Sunpatiens®, Compact White PP#24320	18-24" x 16-20"	Spring-Fall	White	Annual	Full/Part Sun	Y
Verbena, EnduraScape™ Dark Purple PP#26131	8-12" x 18-24"	Spring-Summer	Dark Purple	7-11.	Full Sun	Y
Verbena, EnduraScape™ Pink Bicolor PP#28455	8-12" x 18-24"	Spring-Summer	Pink/Dark Pink	7-11	Full Sun/Part Shade	Y
Verbena, EnduraScape Red™ PP#32835	6-10" x 2-3'	Spring-Summer	Red	7-10	Full Sun	Y
Verbena, Homestead Purple	6-10" x 2-3'	Spring-Summer	Purple	7-11	Full Sun	Y
















## DESCRIPTION OF CRAPE MYRTLE TREES

**CRAPE MYRTLE** (*Lagerstroemia spp.*) – Small, flowering, deciduous tree blooms in summer and early autumn. Picturesque form and attractive trunk. Grows best in **full sunlight**. Highly tolerant of most growing conditions except shade. Easy to grow, but sooty mold and aphids sometimes a problem. Lightly tip-prune in late summer to induce rebloom. Care should be taken not to overprune – an error commonly made by gardeners. Blooms in various colors depending on variety.







### DWARF 2-5'

- Bellini™ Raspberry (PP#29006)** Dwarf Compact habit with green foliage and raspberry colored blooms. Resistant to powdery mildew. Mature size 3-4' height and 3-4' width. Zone(s) 6-9.  
- Cherry Dazzle™ (PP#16917)** Dwarf Profuse red flowers. Patented, new release. Mature size 3-5' height and 3-5' width. Zone(s) 6-9. 
- Pocomoke** Dwarf Low-growing pink flowers in summer. Mature size 2-3' height and 3-4' width. Zone(s) 6-9. 





### MEDIUM 5-15'

- Acoma** Mid White flowers in late June. Splendid 10' high small tree with spreading habit. Mature size 10' height and 10' width. Zone(s) 6-9. 
- Catawba** Mid Violet blooms. Best of the purples. Mildew resistant. Excellent fall color. Mature size 10-15' height and 8-12' width. Zone(s) 7-9. 
- Coral Magic (PP#23922)** Mid Rounded, dense shrub loaded with salmon-pink flowers. New foliage is reddish. Mature size 6-10' height and 6-10' width. Zone(s) 7-9.  
- Ebony & Ivory** Mid White blooms against black foliage. Mature size 10-12' height and 8' width. Zone(s) 7-9.  
- Ebony Fire** Mid Crimson red flowers. Black foliage. Mature size 10-12' height and 8' width. Zone(s) 7-9.  
- Pink Velour™ (PP#10319)** Mid Bright pink flowers. Deep burgundy/wine foliage turning orange in the fall. Mature size 8-12' height and 8-12' width. Zone(s) 7-9. 
- Purple Magic™ (PP#23906)** Mid New growth has a reddish tint and eventually matures to glossy green, setting off the rich purple flowers. Mature size 7-8' height and 7-8' width. Zone(s) 7-9.  
- Rhapsody in Pink® (PP#16616)** Mid Dark-wine new growth and soft-pink flowers. New flower buds are formed on old panicles for prolonged bloom. Mature size 10-15' height and 8-12' width. Zone(s) 6-9. 
- Ruffed Red Magic™ (PPAF)** Mid Brilliant red flowers on a dense, compact shrub. Mature size 6-10' height and 6-10' width. Zone(s) 4-7.  
- Tonto** Mid Bright-red blooms. High mildew and leaf spot resistance. Excellent winter hardiness. Mature size 8-12' height and 8-12' width. Zone(s) 6-9. 

### LARGE 15-30'

- Colorama™ Scarlet (PP#31585)** Scarlet-red flowers against gorgeous deep green foliage from summer through fall. Mature size 15-20' height and 8-12' width. Zone(s) 6-9.  
- Dynamite™ (PP#10296)** Large Upright tree with abundant cherry red flowers. Blooms in mid-July. 20' height. Mature size 15-20' height and 10-15' width. Zone(s) 6-9. 
- Muskogee** Large Light lavender blooms. Broad shape. Mildew resistant. Red-orange fall color. Mature size 15-20' height and 15' width. Zone(s) 6-9. 
- Natchez** Large Largest-growing white. Distinctive exfoliating, cinnamon-brown bark. Mildew resistant. Mature size 20-30' height and 15-25' width. Zone(s) 6-9. 
- Sarahs Favorite** Large White blooms. Fast grower. Excellent winter hardiness. Mature size 15-25' height and 15-20' width. Zone(s) 6-9. 



<b>Sioux</b>	Large	Vibrant pink flowers in late July. Has eye catching maroon foliage. Hardy tree. Mature size 15-20' height and 10-15' width. Zone(s) 7-9. 
<b>Tuscarora</b>	Large	Superior coral-pink blooms. Broad, vase shape. Attractive bark. High mildew resistance. Mature size 15-20' height and 15-20' width. Zone(s) 6-9. 
<b>Tuskegee</b>	Large	Broadly spreading with dark-pink flowers summer to fall. New foliage is tinted red, maturing to dark-green. Excellent mildew resistance. Mature size 15-20' height and 15-20' width. Zone(s) 7-10. 
<b>Twilight</b>	Large	Large, moderate-growing tree with dark lavender blooms. Mature size 15-20' height and 15-20' width. Zone(s) 7-9. 

## CRAPE MYRTLE INFORMATION CHART

SCIENTIFIC NAME	TREE	LANDSCAPE USE	GROWTH RATE	PLAN SIZE (HxW)	DECIDUOUS OR EVERGREEN	SEASON OF BLOOM/COLOR	HARDINESS ZONE
Lagerstroemia x fauriei 'Acoma'	Acoma Crape Myrtle	Flower	Medium	10' x 10'	D	Summer, White	6-9
Lagerstroemia indica 'Conlagras' PP#29006	Bellini™ Raspberry Crape Myrtle	Flower	Medium	3-4' x 3-4'	D	Summer, Rose-Pink	6-9
Lagerstroemia indica 'Catawba'	Catawba Crape Myrtle	Flower	Medium	10-15' x 8-12'	D	Summer, Violet-Purple	7-9
Lagerstroemia x 'Gamad I'	Cherry Dazzle™ Crape Myrtle	Flower	Slow	3-5' x 3-5'	D	Summer, Red	6-9
Lagerstroemia x 'Coral Magic'	Coral Magic Crape Myrtle	Flower	Medium	6-10' x 6-10'	D	Summer, Salmon Pink	7-9
Lagerstroemia indica 'Whit II'	Dynamite™ Crape Myrtle	Flower	Medium	15-20' x 10-15'	D	Summer, Cherry-Red	6-9
Lagerstroemia 'Ebony & Ivory'	Ebony & Ivory Crape Myrtle	Flower	Medium	10-12' x 8'	D	Summer, White	7-9
Lagerstroemia 'Ebony Fire'	Ebony Fire Crape Myrtle	Flower	Medium	10-12' x 8'	D	Summer, Dark Red	7-9
Lagerstroemia x fauriei 'Muskogee'	Muskogee Crape Myrtle	Flower	Fast	15-20' x 15'	D	Summer, Light Lavender/Pink	6-9
Lagerstroemia x fauriei 'Natchez'	Natchez Crape Myrtle	Flower	Fast	20-30' x 15-25'	D	Summer, White	6-9
Lagerstroemia indica 'Whit III'	Pink Velour™ Crape Myrtle	Flower	Slow	8-12' x 8-12'	D	Summer, Magenta-Pink	7-9
Lagerstroemia indica 'Pocomoke'	Pocomoke Crape Myrtle	Flower	Slow	2-3' x 3-4'	D	Summer, Dp.-Rose-Pink	6-9
Lagerstroemia indica 'Whit VII'	Rhapsody in Pink® Crape Myrtle	Flower	Medium/Fast	10-15' x 8-12'	D	Summer, Soft Pink	6-9
Lagerstroemia 'JMI' PP#31585	Colorama™ Scarlet Crape Myrtle	Flower	Medium/Fast	15-20' x 8-12'	D	Summer, Scarlet Red	6-9
Lagerstroemia 'Purple Magic' PP#23906	Purple Magic™ Crape Myrtle	Flower	Medium	7-8' x 7-8'	D	Summer, Dark Purple	7-9
Lagerstroemia 'PILLAG-VII' Ruffled Red Magic™	Ruffled Red Magic™ Crape Myrtle	Flower	Medium	6-10' x 6-10'	D	Summer, Red	4-7
Lagerstroemia spp. 'Sarah's Favorite'	Sarah's Favorite Crape Myrtle	Flower	Fast	15-25' x 15-20'	D	Summer, White	6-9
Lagerstroemia x fauriei 'Sioux'	Sioux Crape Myrtle	Flower	Fast	15-20' x 10-15'	D	Summer, Vibrant Pink	7-9
Lagerstroemia x fauriei 'Tonto'	Tonto Crape Myrtle	Flower	Fast	8-12' x 8-12'	D	Summer, Red	6-9
Lagerstroemia x fauriei 'Tuscarora'	Tuscarora Crape Myrtle	Flower	Fast	15-20' x 15-20'	D	Summer, Coral Pink	6-9
Lagerstroemia x fauriei 'Tuskegee'	Tuskegee Crape Myrtle	Flower	Fast	15-20' x 15-20'	D	Summer, Dark Pink	7-10
Lagerstroemia indica 'Twilight'	Twilight Crape Myrtle	Flower	Fast	15-20' x 15-20'	D	Summer, Deep-Purple	7-9
Lagerstroemia x fauriei 'Tuscarora'	Tuscarora Crape Myrtle	Flower	Fast	20' x 20'	D	Summer, Coral Pink	4-9
Lagerstroemia indica 'Twilight'	Twilight Crape Myrtle	Flower	Medium	30' x 15'	D	Summer, Purple	4-7

D= DECIDUOUS    E=EVERGREEN    SE=SEMI-EVERGREEN

## DESCRIPTION OF FLOWER/SHADE TREES

### ASH

**Green** (*Fraxinus pennsylvanica*) – Native tree. Tolerant of most soil conditions. Upright oval tree of fast growth. Desirable as a shade tree. Yellow autumn color. Mature size 50-60' height and 25-30' width. Zone(s) 3-9. 

### BIRCH


**Dura Heat™** (*Betula nigra* 'BNMTF') - Improved variety of River Birch reportedly more cold and heat hardy. Mature size 30-40' height and 25-30' width. Zone(s) 4-9.

**River** (*Betula nigra*) – Deciduous native tree, widely distributed in South. Yellow fall color. Distinctive pinkish-brown exfoliating bark is very attractive. Open, wide-spreading habit. Thrives in moist, sandy, acidic soil. Mature size 40-70' height and 40-60' width. Zone(s) 4-9.


### CHERRY

**'TAIWAN'** (*Prunus campanulata* 'Taiwan') – Small, graceful tree. Blooms are deep rose and appear early. Bronze-red fall color. Mature size 20-30' height and 20-30' width. Zone(s) 7-9.


**CRABAPPLE, FLOWERING** (*Malus spp.*) – Hardy flowering trees that grow best in full sunlight and well-drained acidic soil. Sensitive to poorly-drained soils. Rounded, oval to upright form. Profusely blooms at or before new foliage in spring.

**Callaway** – Pink buds open to white flowers. Edible fruit is medium, reddish and often used for jelly. Excellent disease resistance. One of the best varieties for southern gardens. Mature size 15-25' height and 15-25' width. Zone(s) 4-8. 

**Prairiefire** – Purplish-red blooms and red-purple fruit. Excellent disease resistance. Mature size 20' height and 20' width. Zone(s) 4-8. 


**Robinson** – Upright and spreading grower. Profuse single, deep-pink flowers. Nice fall color. Dark-red fruit are persistent into winter for food for birds. Excellent disease resistance. Mature size 20-25' height and 20-25' width. Zone(s) 4-8. 

### CYPRESS

**Bald** (*Taxodium distichum*) – Light-green, feathery foliage, turning reddish-brown in fall. Deciduous. Broad pyramidal habit. Medium growth rate. Thrives in most soils, but does reasonably well in drier situations. Mature size 50-70' height and 20-30' width. Zone(s) 4-11. 


**Falling Waters** (*Taxodium distichum* 'Falling Waters') – Unique form of Bald Cypress with a graceful, weeping growth habit. Bright-green foliage turns reddish-brown in fall, before falling. Tolerates wet conditions. Mature size 15-20' height and 15' width. Zone(s) 6-9. 

### ELM, CHINESE


**Allee\*** (*Ulmus parvifolia* 'Emer II') – Vase-shaped deciduous tree with long, arching branches. Has rich, green, glossy leaves that turn yellow in fall. Very tolerant of heat and urban conditions. Mature size 60-70' height and 35-55' width. Zone(s) 5-9. 

**Frontier** (*Ulmus x* 'Frontier') – Upright, pyramidal deciduous tree with showy exfoliating bark as the tree matures. Dark-green foliage and nice fall color. Excellent resistance to Dutch elm disease. Mature size 30-40' height and 20-30' width. Zone(s) 4-7. 

### FRINGE TREE

**Chinese** (*Chionanthus retusus*) - Small tree with upright branches forming a dome shape. Soft-green leaves make a contrasting background for the clusters of fragrant and frilly fringe-white blooms that appear in early summer. A terrific accent plant for small garden spaces. Mature size 15-25' height and 15-20' width. Zone(s) 5-9. 

### GINKGO

**Golden Globe** (*Ginkgo biloba* 'Golden Globe') (PP#12765) – Male Selection – Pyramidal-shaped specimen tree with fan-shaped leaves that turn yellow in the fall. Mature size 50-80' height and 30-40' width. Zone(s) 4-8. 

### GUM TREE

**Green Gable™** (*Nyssa sylvatica* 'NSUHH') (PP#22951) – Colorful tree with an upright pyramidal shape and extremely uniform branching. Lustrous green foliage turns brilliant red in fall. Tolerates a variety of conditions. Mature size 50' height and 30' width. Zone(s) 4-9.

**Wildfire** (*Nyssa sylvatica* 'Wildfire') – Very showy, deciduous tree with nearly year-round interest. Foliage emerges in spring a brilliant red, turns dark-green in summer and then fiery-scarlet in fall. Showy fruits are a favorite of birds. Will grow in wet and dry soils. Mature size 30-50' height and 20-30' width. Zone(s) 4-9.

### HORNBEAM

**Upright European** (*Carpinus betulus* 'Fastigiata') – A narrow and very upright deciduous tree when young, but it broadens into a dense tight pyramidal oval as it matures. Dark-green, serrated leaves turn gold in fall. No serious insect or disease problems. Mature size 30-40' height and 20-30' width. Zone(s) 4-8.



**JAPANESE LOQUAT** (*Eriobotrya japonica*) – Small, evergreen tree with dense, rounded head. Creamy-white flowers in late autumn and early winter. Yellow-orange edible fruit in late spring. Full sun to partial shade. Medium rate of growth. Mature size 15' height and 12' width. Zone(s) 7-10. **Oasis**

#### MAGNOLIA, JAPANESE

**Dr. Merrill** (*Magnolia x loebneri* 'Dr. Merrill') – Result of a cross between *M. kobus* and *M. stellata*. Upright, vigorous grower with deep-green foliage. Produces profusion of fragrant, large, white, starry flowers. Mature size 25' height and 25' width. Zone(s) 5-9.

**Jane** (*Magnolia x* 'Jane') – Erect, multi-stem grower. Spring flowers of reddish-purple with white inside make magnificent display. Mature size 10-15' height and 8-10' width. Zone(s) 4-8.

#### MAGNOLIA, SOUTHERN (*Magnolia grandiflora*)

**Claudia Wannamaker** – Iconic form of the classic southern magnolia. Brown-backed leaves are a nice dark-green and smaller than those of typical magnolias. Produces enormous, 12-inch wide, fragrant white flowers from a young age. Blooms early spring well into summer. Mature size 40-50' height and 25-30' width. Zone(s) 7-9.

**D. D. Blanchard** – Upright selection. Dark-green leaves have rich, orange-brown undersides. Attractive form. White fragrant flowers. Mature size 50' height and 25-35' width. Zone(s) 7-9.

**Little Gem** – Medium, compact, upright tree. Smallest of the southern magnolias. Smaller flowers, but profuse bloomer. Blooms at a young age. Makes a good medium-sized screening plant. Mature size 20-25' height and 10-15' width. Zone(s) 7-9.

**Teddy Bear**<sup>®</sup> (PP#13049) - Compact, upright, columnar evergreen tree has shiny, rich, green foliage with felty, brown undersides. Very large, fragrant, white blooms appear throughout the summer. Heat and drought tolerant. Mature size 15-20' height and 10-12' width. Zone(s) 7-9.



#### MAGNOLIA, SWEETBAY AUSTRALIS (*Magnolia virginiana* 'Australis') – Native plant. Southern form of the species.

Desirable for evergreen character and tree-like habit. Silver-gray color on underside of leaves adds striking contrast to landscape. Not tolerant of drought conditions. Mature size 15-60' height and 15-60' width. Zone(s) 5-9.

#### MAPLE

**Brandywine** (*Acer rubrum* 'Brandywine') – Small red maple. Red fall color, deepens to purple-red. Mature size 40-60' height and 30-40' width. Zone(s) 4-9.

**Florida Flame** (*Acer rubrum* 'Florida Flame') – Fast-growing variety of red maple with consistent, red fall color. Resistant to leafspot. Mature size 40-50' height and 35-40' width. Zone(s) 4-9.

**Red** (*Acer rubrum var drummondii*) – Fast-growing, rounded shade tree. The bright-red flowers appear in very early spring. Noted for its flaming fall color. Adaptive to a wide range of soil conditions. Mature size 40-60' height and 30-40' width. Zone(s) 4-9. **Oasis**

**Southern Sugar** (*Acer barbatum*) – Smaller form of the more common Sugar Maple, but is more heat tolerant. Mature size 20-30' height and 20-30' width. Zone(s) 7-9.

**Summer Red**<sup>®</sup> (*Acer rubrum* 'Summer Red') – Fast-growing variety of red maple with reddish purple new growth. Fall color is yellow. Mature size 40-50' height and 35-40' width. Zone(s) 4-9.

#### MAPLE, JAPANESE

**Bloodgood** (*Acer palmatum* 'Bloodgood') – Aristocratic, small, upright tree with a graceful branching habit and purple-red foliage. Spectacular scarlet-red autumn color. Excellent tree for the small garden. Mature size 15-25' height and 15-25' width. Zone(s) 5-8.

**Coral Bark** (*Acer palmatum* 'Sango-kaku') – The branches turn a coral color in winter. The foliage emerges a light-green before erupting into bright-yellow in fall. Great seasonal color. Well-suited to being a landscape accent tree or for planting in containers or the courtyard. Mature size 20-25' height and 15-20' width. Zone(s) 5-8.

**Crimson Queen** (*Acer palmatum dissectum* 'Crimson Queen') - Weeping, mounding habit with crimson-red foliage, which persists all season. Beautiful scarlet color in fall. Develops cascading branches with maturity. Superior accent or specimen for any landscape. Mature size 8-10' height and 10-12' width. Zone(s) 5-8.

**Inaba Shidare** (*Acer palmatum dissectum* 'Inaba Shidari') - Dense, weeping branches clothed in brilliant-purple foliage throughout summer. Leaves fade to crimson-purple in fall. Ideal for accent, specimen or container use. Mature size 15' height and 15' width. Zone(s) 5-8.

**Red Dragon** (*Acer palmatum dissectum* 'Red Dragon') - One of the best varieties for retaining its red color through the growing season. Vibrant, cherry-red foliage in spring and summer. Maintains color in heat and is resistant to leaf scorch. Mature size 6-8' height and 6-10' width. Zone(s) 5-8.


**Red Emperor** (*Acer palmatum* 'Red Emperor') – Scarlet-colored, finely cut leaves on a well-branched smaller growing tree. The leaves make an outstanding fall presentation of vibrant colors. Use as focal plant in small space garden or accent tree in the landscape. Mature size 15' height and 15' width. Zone(s) 5-8.

**Tamukeyama** (*Acer palmatum dissectum atropurpureum* 'Tamukeyama') – The purple-red foliage turns a bright red in fall. Finely cut, lacy foliage on weeping stems makes a beautiful presentation. Perfect for small spaces! Mature size 6-8' height and 8-12' width. Zone(s) 5-8.


## MIMOSA

**Summer Chocolate** (*Albizia julibrissin* 'Summer Chocolate') (PP#13822) – Fast growing deciduous tree having deep burgundy mature foliage and bright pink flowers in summer. Thrives in warm, humid climates. Will grow well in poor, alkaline soils. Mature size 15-20' height and 15-20' width. Zone(s) 7-10.


## MULBERRY


**Weeping** (*Morus alba* 'Pendula') – Fast-growing, small tree with dark-green, lustrous foliage and weeping, pendulous branches. Fruitless. Foliage is bright green with yellow autumn color. Mature size 12-15' height and 12-15' width. Zone(s) 4-8.  **Oasis**


## OAK

**Live** (*Quercus virginiana*) – White Oak. One of most popular oaks in the Deep South. Broad-spreading, mounding form at maturity with short, thick trunk and strong, horizontal branches. Grows best in full sunlight and large open spaces. Medium-fast growth rate the first ten years, then slower. Mature size 40-80' height and 60-100' width. Zone(s) 8-10.  **Oasis**

**Nuttall** (*Quercus nuttallii*) – Large Red Oak. Oval to rounded canopy with relatively coarse-textured foliage. Persistent acorns are sought by wildlife. Outstanding long-lived shade tree. Red autumn color. Mature size 60-80' height and 35-50' width. Zone(s) 5-9.

**Pin** (*Quercus palustris*) – Red Oak. Also called Swamp Oak. Deeply lobed, dark-green leaves, showy scarlet to russet fall color. Pyramidal to round crown. One of the faster growing oaks. Most widely used native oak for landscaping. Mature size 60-70' height and 25-40' width. Zone(s) 4-8.  **Oasis**

**Sawtooth** (*Quercus acutissima*) – European Oak. Relatively fast-growing shade tree. Upright, pyramidal form when young, becoming round to oval with advanced age. Early acorn production, good for wildlife. Grows best in full sunlight in a moist and fertile soil. No major pests. Mature size 40-60' height and 40-60' width. Zone(s) 6-9.  **Oasis**


**Shumard** (*Quercus shumardii*) – Red Oak. Desirable, large, shade and ornamental tree. Pyramidal shape that matures to a broad, oval form. Medium to rapid growth. Yellow-bronze to red autumn color. Drought-tolerant. Mature size 40-60' height and 40-60' width. Zone(s) 5-9.  **Oasis**

**Willow** (*Quercus phellos*) – Red Oak. Willow-like leaves provide filtered shade. Mediumly fast-growing. Animals and birds seek the acorns. Light-green leaves fall during early winter. Mature size 40-60' height and 30-40' width. Zone(s) 5-9.  **Oasis**

## PEAR, FLOWERING

**Cleveland Select** (*Pyrus calleryana* 'Cleveland Select') – Upright, oval form, narrower than Bradford, less subject to limb breakage from wind or ice. Flowers heavily. Fall color is reddish purple. Performs best in fertile, well-drained soil in full sunlight. Mature size 30-40' height and 15-20' width. Zone(s) 5-8.  **Oasis**

## PINE

**Loblolly** (*Pinus taeda*) – Widely distributed over region. Upright, broad, oval form with irregular horizontal branching. Fast growth. Excellent shade for understory trees and shrubs. Plant in groupings of three or more trees. Prefers well-drained acid soil, but will tolerate most conditions. Mature size 60-80' height and 30-40' width. Zone(s) 6-9.  **Oasis**

## PLUM

**Purple Leaf Krauter Vesuvius** (*Prunus cerasifera* 'Krauter Vesuvius') – Upright, oval-rounded flowering tree with a profusion of light-pink flowers in early spring before foliage appears. Showy dark-purple foliage. Mature size 15-30' height and 15-25' width. Zone(s) 5-8.


## POPLAR


**Tulip** (*Liriodendron tulipifera*) – Large, upright tree with distinctive leaves. Tulip-shaped flowers in early spring. Golden-yellow fall color. Fast-growing, but long-lived tree. Prefers rich, moist, but well-drained soil. Mature size 70-90' height and 35-50' width. Zone(s) 4-9.


**Arnold** (*Liriodendron tulipifera* 'Arnold') – Columnar tree with upward branches. Bears 2" yellow and orange flowers in late spring. Brilliant-green, tulip-shaped leaves turn bright-yellow in the fall. Great for adding vertical interest or is perfect in smaller landscapes. Mature size 40-50' height and 10-15' width. Zone(s) 5-9.





**REDBUD**

**Eastern** (*Cercis canadensis*) – Small, purplish-pink flowers in early spring. Heart-shaped leaves form a round head. Tolerates full sun or partial shade. Can be used as an understory tree. Mature size 20-30' height and 25-35' width. Zone(s) 4-9. 

**Forest Pansy** (*Cercis canadensis* 'Forest Pansy') – A very nice purple-leaf small tree. Intense, red-purple foliage early in spring, color fades as season progresses. Small, rose-purple flowers in early spring. Tolerates full sun or partial shade. Mature size 20-30' height and 25-35' width. Zone(s) 4-9. 

**Merlot** (*Cercis x 'Merlot'*) (PP#22297) – A Forest Pansy / Texas Redbud cross, 'Merlot' offers excellent drought and heat tolerance. Its showy springtime display of bright-pink flowers covering its branches is dramatic. Its lustrous, dark-purple foliage is thicker and glossier than Forest Pansy. Upright, dense, vase-shaped habit. Mature size 12-15' height and 12-15' width. Zone(s) 6-9. 

**Ruby Falls** (*Cercis canadensis* 'Ruby Falls') (PP#22097) – An excellent specimen tree, particularly for small spaces. Clusters of lavender-red, sweet pea-like blooms cover its branches in spring. Small, semi-glossy, heart-shaped leaves turn yellow in fall. Unique, graceful weeping habit. Mature size 6-8' height and 6' width. Zone(s) 5-9. 

**The Rising Sun™** (*Cercis canadensis* 'JN2') (PP#21451) – Small tree with golden-tangerine-colored new foliage that turns lime green in summer. Foliage holds its color well, even in heat and strong sun. Dark-lavender blooms appear before the leaves emerge in early spring. Mature size 8-12' height and 8' width. Zone(s) 5-8. 

**REDWOOD, DAWN** (*Metasequoia glyptostroboides*) – Very fast-growing conifer that resembles the California Redwood. Feathery, pyramidal growth habit. Tree was thought to be extinct until it was found in China in 1948. Performs best in moist, deep, well-drained soil and full sun. Mature size 70-100' height and 25' width. Zone(s) 5-8.

**SYCAMORE** (*Platanus occidentalis*) – Also called American Plane Tree. Valuable for its quick growth and attractive white bark. Pyramidal to rounded habit. Popular lawn and park tree. Leaves fall over extended periods. Adaptive to most soil conditions. Orange-brown fall color. Mature size 75-100' height and 75-100' width. Zone(s) 4-9. 

**Exclamation!™** (*Platanus acerifolia* 'Morton Circle') – Selected for its uniform, upright-pyramidal habit. This fast-grower shows resistance to frost-cracking, anthracnose and powdery mildew. Attractive exfoliating bark. Maple-like green foliage that turns yellow in fall. Mature size 55-65' height and 40-50' width. Zone(s) 4-9.

**WILLOW, WEEPING** (*Salix babylonica*) – Wide-spreading, fast-growing, deciduous shade tree. Silvery-green leaves on graceful, weeping branches. Prefers moist soil, but tolerant of extremes. Mature size 30-40' height and 30-40' width. Zone(s) 6-8.

**TREE INFORMATION CHART**

SCIENTIFIC NAME	TREE	LANDSCAPE USE	GROWTH RATE	PLAN SIZE (HxW)	DECIDUOUS OR EVERGREEN	SEASON OF BLOOM/COLOR	HARDINES ZONE
<i>Fraxinus pennsylvanica</i>	Ash, Green	Shade	Fast	50-60' x 25-30'	D	Fall, Yellow	3-9
<i>Betula nigra</i> 'BNMTF'	Birch, Dura-Heat®	Specimen/Shade	Fast	30-40' x 25-30'	D	Fall, Yellow	4-9
<i>Betula nigra</i>	Birch, River	Specimen	Fast	40-70' x 40-60'	D	Fall, Yellow	4-9
<i>Prunus campanulata</i> 'Taiwan'	Cherry, Taiwan	Flower	Medium	20-30' x 20-30'	D	Spring, Rose-pink	7-9
<i>Malus</i> spp. 'Callaway'	Crabapple, Callaway	Flower	Medium	15-25' x 15-25'	D	Spring, White	4-8
<i>Malus</i> sp. 'Prairifire'	Crabapple, Prairifire	Flower	Medium	20' x 20'	D	Spring, Deep Pink	4-8
<i>Malus</i> sp. 'Robinson'	Crabapple, Robinson	Flower	Medium	20-25' x 20-25'	D	Spring, Magenta	4-8
<i>Taxodium distichum</i>	Cypress, Bald	Shade	Fast	50-70' x 20-30'	D		4-11
<i>Taxodium distichum</i> 'Falling Waters'	Cypress, Falling Waters	Specimen	Fast	15-20' x 15'	D		6-9
<i>Ulmus parvifolia</i> 'Emer II'	Elm, Allée	Shade	Fast	60-70' x 35-55'	D		5-9
<i>Ulmus</i> x 'Frontier'	Elm, Frontier	Shade	Fast	30-40' x 20-30'	D		4-7
<i>Chionanthus retusus</i>	Fringe Tree, Chinese	Flower/Shade	Medium	15-25' x 15-20'	D	Spring, White	5-9
<i>Ginkgo biloba</i> 'Golden Globe'	Ginkgo, Golden Globe™	Specimen/Fall Color	Slow	50-80' x 30-40'	D	Fall, Gold/Yellow	4-8
<i>Nyssa sylvatica</i> 'NSUHH' PP#22951	Gum Tree, Green Gable™	Shade	Fast	50' x 30'	D		4-9

D= DECIDUOUS

E=EVERGREEN

SE=SEMI-EVERGREEN

# TREE INFORMATION CHART

SCIENTIFIC NAME	TREE	LANDSCAPE USE	GROWTH RATE	PLAN SIZE (HxW)	DECIDUOUS OR EVERGREEN	SEASON OF BLOOM/COLOR	HARDINES ZONE
<i>Nyssa sylvatica</i> 'Wildfire'	Gum Tree, Wildfire	Shade/Fall color	Fast	30-50' x 20-30'	D	Fall, Scarlet	4-9
<i>Carpinus betulus</i> 'Fastigiata'	Hornbeam, Upright European	Specimen, Fall color	Medium	30-40' x 20-30'	D	Fall, Yellow	4-8.
<i>Eriobotrya japonica</i>	Japanese Loquat	Flower/Foliage	Slow	15' x 12'	E	Fall, White	7-10
<i>Magnolia grandiflora</i> 'Claudia Wannamaker'	Magnolia, Claudia Wannamaker	Shade/Flower	Medium	40-50' x 25-30'	D	Summer, White	7-9
<i>Magnolia x loebneri</i> 'Dr. Merrill'	Magnolia, Japanese, Dr. Merrill	Shade/Flower	Medium	25' x 25'	D	Summer, White	5-9
<i>Magnolia x 'Jane'</i>	Magnolia, Japanese, Jane	Flower	Medium	10-15' x 8-10'	D	Spring, Purple	4-9
<i>Magnolia grandiflora</i> 'D. D. Blanchard'	Magnolia, Southern, D. D. Blanchard	Shade/Flower	Medium	50' x 25-35'	E	Summer, White	7-9
<i>Magnolia grandiflora</i> 'Little Gem'	Magnolia, Southern, Little Gem	Flower/Shade	Medium	20-25' x 10-15'	E	Summer, White	7-9
<i>Magnolia virginiana</i> 'Australis'	Magnolia, Sweetbay Australis	Flower	Medium/Fast	15-60' x 15-60'	SE	Spring, Cream	5-9
<i>Magnolia grandiflora</i> 'Teddy Bear' PP#13049	Magnolia, Teddy Bear	Flower/Shade	Medium	15-20' x 10-12'	E	Spring, White	7-9
<i>Acer rubrum</i> 'Brandywine'	Maple, Brandywine	Shade	Medium	40-60' x 30-40'	D	Spring, Red	4-9
<i>Acer rubrum</i> 'Florida Flame'	Maple, Florida Flame	Shade	Fast	40-50' x 35-40'	D	Spring, Red	4-9
<i>Acer palmatum dissectum</i> 'Crimson Queen'	Maple, Japanese Crimson Queen	Specimen		8-10' x 10-12'	D	Late Spring, Scarlet	5-8
<i>Acer palmatum dissectum</i> 'Inaba Shidari'	Maple, Japanese Inaba Shidare	Fall Color, Specimen		15' x 15'	D	Late Spring, Red	5-8
<i>Acer palmatum dissectum</i> 'Red Dragon'	Maple, Japanese Red Dragon	Specimen		6-8' x 6-10'	D	Late Spring, Scarlet	5-8
<i>Acer palmatum</i> 'Bloodgood'	Maple, Japanese, Bloodgood	Specimen	Slow	15-25' x 15-25'	D	Late Spring, Crimson	5-8
<i>Acer palmatum</i> 'Sango-kaku'	Maple, Japanese, Coral Bark	Specimen	Slow	20-25' x 15-20'	D	Late Spring, Gold/Yellow	5-8
<i>Acer palmatum</i> 'Red Emperor'	Maple, Japanese, Red Emperor	Fall Color, Specimen		15' x 15'	D	Late Spring, Red	5-8
<i>Acer pal. diss. atropurpureum</i> 'Tamukeyama'	Maple, Japanese, Tamukeyama	Specimen		6-8' x 8-12'	D	Late Spring, Red	5-8
<i>Acer rubrum</i> var. <i>drummondii</i>	Maple, Red	Shade/Fall color	Fast	40-60' x 30-40'	D	Spring, Red	4-9
<i>Acer barbatum</i>	Maple, Southern Sugar	Shade/Street	Fast	20-30' x 20-30'	D	Spring, Red	7-9
<i>Acer rubrum</i> 'Summer Red'	Maple, Summer Red®	Shade/Specimen	Fast	40-50' x 35-40'	D	Spring, Red	4-9
<i>Albizia julibrissin</i> 'Summer Chocolate' PP#13822	Mimosa, Summer Chocolate	Flower/Foliage	Fast	15-20' x 20'	D	Summer, Pink	6-10.
<i>Morus alba</i> 'Pendula'	Mulberry, Weeping	Fall Color, Specimen	Medium	12-15' x 12-15'	D	-	4-8
<i>Quercus virginiana</i>	Oak, Live	Shade	Medium	40-80' x 60-100'	E	Spring, Green	8-10
<i>Quercus nuttallii</i>	Oak, Nuttall	Shade	Medium/Fast	60-80' x 35-50'	D	Spring, Green	5-9
<i>Quercus palustris</i>	Oak, Pin	Shade	Medium	60-70' x 25-40'	D	Spring, Green	4-8
<i>Quercus acutissima</i>	Oak, Sawtooth	Shade	Medium/Fast	40-60' x 40-60'	D	Spring, Green	6-9
<i>Quercus shumardii</i>	Oak, Shumard	Shade	Medium/Fast	40-60' x 40-60'	D	Spring, Green	5-9
<i>Quercus phellos</i>	Oak, Willow	Shade	Medium/Fast	40-60' x 30-40'	D	Spring, Green	5-9
<i>Pyrus calleryana</i> 'Cleveland Select'	Pear, Flowering, Cleveland Select	Flower/Shade	Medium/Fast	30-40' x 15-20'	D	Spring, White	5-8
<i>Pinus taeda</i>	Pine, Loblolly	Shade	Fast	60-80' x 30-40'	E	Spring, Red/Yellow	6-9
<i>Prunus cerasifera</i> 'Krauter Vesuvius'	Plum, Purple Leaf KV	Flower/Foliage	Medium	15-30' x 15-25'	D	Spring, Pink	5-8
<i>Liriodendron tulipifera</i>	Poplar, Tulip	Shade	Medium/Fast	70-90' x 35-50'	D	Summer, Golden	4-9
<i>Liriodendron tulipifera</i> 'Arnold'	Poplar, Tulip Arnold	Specimen, Flower	Medium/Fast	30' x 8-10'	D	Fall, Gold	5-9.
<i>Koelreuteria paniculata</i>	Rain Tree, Golden	Flower	Slow	30' x 30'	D	Summer, Yellow	6-9
<i>Cercis canadensis</i>	Redbud, Eastern	Flower	Medium	20-30' x 25-35'	D	Spring, Magenta	4-9
<i>Cercis canadensis</i> 'Forest Pansy'	Redbud, Forest Pansy	Flower/Foliage	Medium	20-30' x 25-35'	D	Spring, Magenta	4-9
<i>Cercis x 'Merlot'</i> PP#22297	Redbud, Merlot	Flower/Foliage	Medium	12-15' x 12-15'	D	Spring, Pink	6-9
<i>Cercis canadensis</i> 'Ruby Falls' PP#22097	Redbud, Ruby Falls Weeping	Flower	Medium	6-8' x 6'	D	Spring, Red	5-9
<i>Cercis canadensis</i> 'JN2' PP#21451	Redbud, The Rising Sun™	Flower/Foliage	Medium	8-12' x 8'	D	Spring, Lavender	5-8
<i>Metasequoia glyptostroboides</i>	Redwood, Dawn	Shade	Fast	70-100' x 25'	D		5-8
<i>Platanus occidentalis</i>	Sycamore	Shade	Fast	75-100' x 75-100'	D		4-9
<i>Platanus acerifolia</i> 'Morton Circle'	Sycamore, Exclamation!™	Shade	Fast	55-65' x 40-50'	D		4-9
<i>Salix babylonica</i>	Willow, Weeping	Specimen	Fast	30-40' x 30-40'	D		6-8

D= DECIDUOUS    E=EVERGREEN    SE=SEMI-EVERGREEN



## FRUITS

### APPLE

**Anna** (*Malus pumila* 'Anna') – Low chill apple that was developed in Israel. Trees are vigorous and relatively disease free. Fruit is crisp with excellent flavor and 30-50% red blush over green. Ripens late June. Requires 200-300 chilling hours. Mature size 15' height and 15' width. Zone(s) 5-9.

**Ein Shemer** (*Malus pumila* 'Ein Shemer') – This low chill apple is self-fertile. Good pollinizer for Anna. This very productive apple bears crisp, tart apples with a good quality flesh. A low chilling selection from Israel. Bears at young age. Ripens early June. Requires 350 chilling hours. Mature size 15' height and 15' width. Zone(s) 5-9.

**Granny Smith** (*Malus pumila* 'Granny Smith') – Low chill variety from Australia. This self-fertile apple produces large green fruit with glossy, smooth skin. Excellent quality, tart-sweet, all-purpose apple. Ripens early fall. Requires 500-600 chilling hours. Mature size 15-20' height and 15-20' width. Zone(s) 5-9.

**Red Delicious** (*Malus pumila* 'Red Delicious') – High chill apple requiring another variety for pollinization. Dark red fruit good for fresh eating, cooking, or cider. An old favorite with sweet fruit and bright-red skin. Recommended for northern areas only. Requires 900 chilling hours. Mature size 20' height and 15-20' width. Zone(s) 5-9.

**Yellow Delicious** (*Malus pumila* 'Yellow Delicious') – A favorite variety with a mild, sweet flavor; fruit ripens in late summer. It is self-pollinating and one of the best pollinators. Requires 600-700 chilling hours. Mature size 20' height and 15-20' width. Zone(s) 5-9.

### BLACKBERRY

**Apache**™ (*Rubus* 'Apache') (PP#11865) – This thornless variety produces the largest berries and has the highest yield of all the thornless varieties. The berries have a very good flavor. They ripen during the month of June. Requires 400-500 chilling hours. Mature size 6' height and 6' width. Zone(s) 2-10.

**Arapaho**™ (*Rubus* 'Arapaho') (PP#8510) – This thornless variety has large, firm fruit with small seeds. This is a nice bush with good quality fruit. It is erect, with self-supporting canes. The earliest ripening of the thornless varieties, ripens in early May. Requires 400-500 chilling hours. Mature size 6' height and 6' width. Zone(s) 2-10.

**Brazos** (*Rubus* 'Brazos') – Vigorous, thorny, upright plants bear big crops of large, high quality berries. The flavor is tart and acid. 'Brazos' does not require another variety for pollination. Developed at Texas A&M. Requires 350-400 chilling hours. Mature size 6' height and 6' width. Zone(s) 2-10.

**Kiowa** (*Rubus* 'Kiowa') - Vigorous, thorny, upright plants bear the largest blackberry known on the market. Fruits may be 3" long. Ripens in early June. Self-pollinating. Requires 200 chilling hours. Mature size 6' height and 6' width. Zone(s) 2-10.

**Natchez** (*Rubus* 'Natchez') (PP#20891) – Thornless, trailing canes with disease resistant foliage. Large, dark berries are excellent when cooked for jams, jellies, pies or fresh eating. Requires 400-500 chilling hours. Mature size 6' height and 6' width. Zone(s) 5-9.

**Ouachita** (*Rubus* 'Ouachita') (PP#17162) – Upright, thornless variety with easy to harvest, plump berries over a long period in summer. Highly disease resistant. Heat tolerant. Requires 400-500 chilling hours. Mature size 5' height and 5' width. Zone(s) 5-9.

**Prime-Ark® Freedom** (*Rubus* 'Prime Ark® Freedom') (PP#26990) – Harvest tasty berries from thornless, upright canes. Primocanes fruit first, followed by a second crop on older canes. Fruit is large, firm, and sweet. A great choice for local commercial distribution and home gardens. Self-fertile. Requires 300-400 chilling hours. Mature size 4-5' height and 3-4' width. Zone(s) 5-9.

### BLUEBERRY

**Brightwell** (*Vaccinium ashei* 'Brightwell') – One of the most popular varieties. Tall and spreading growth. Produces large, firm fruit with little to no picking scar. Midseason variety, ripens early-mid June. Requires 350-400 chilling hours. Mature size 8' height and 8' width. Zone(s) 7-10.

**Climax** (*Vaccinium ashei* 'Climax') – One of the earliest ripening varieties. Upright growth. Most of the medium, dark blue fruit ripens at one time. Good pollinating variety. Beautiful fall color. Harvest begins late May thru early June. Requires 450-500 chilling hours. Mature size 8' height and 8' width. Zone(s) 7-10.

**Delite** (*Vaccinium ashei* 'Delite') - Tasty variety can be used in jams, jellies or eaten fresh. Berries may remain pinkish or tinged red even when ripe. Beautiful fall color. Harvest begins late June and July. Requires 500 chilling hours. Mature size 8' height and 8' width. Zone(s) 7-10.

**Pink Lemonade** (*Vaccinium x* 'Pink Lemonade') - The first "pink" blueberry variety available for home gardeners. All the same value as classic blueberry varieties but bright pink fruit. Pinkish-white bell-shaped flowers in spring followed by tasty fruit. Showy fall color. Requires 300 chilling hours. Mature size 5' height and 5' width. Zone(s) 4-9.

**Premier** (*Vaccinium ashei* 'Premier') – Popular for pick-your-own plantings and home orchards. Early ripening, high yielder. Vigorous plant produces large, bright blue fruit of excellent quality. Ripens mid June. Requires 500-600 chilling hours. Mature size 8' height and 8' width. Zone(s) 7-10.

**Tifblue** (*Vaccinium ashei* ‘Tifblue’) – Most productive and widely planted variety. Highly recommended for commercial or home use because of berry quality, appearance, and high yields. Upright, vigorous plants. Medium, light-blue berries maintain quality on bush. Ripens mid-June. Requires 550-600 chilling hours. Mature size 8’ height and 8’ width. Zone(s) 7-10.

#### CRABAPPLE

**Native** (*Malus angustifolia*) - Native small to medium tree. In early spring deep-pink buds produce lighter-pink flowers that fade to white. Produces small orange-red fruit that is attractive to small animals and deer. Low-maintenance plant. Adaptable to a wide range of soil types. Popular for planting in wildlife habitats. Mature size 25-30’ height and 15-20’ width. Zone(s) 6-9.

#### FIG

**Brown Turkey** (*Ficus carica* ‘Brown Turkey’) – Developed from Celeste. Very prolific, bears on young wood. Fruit is medium in size, bronze skin with white flesh. Fruit is good for making preserves, very sweet. Long ripening season is from mid-July through mid-September. Requires 100 chilling hours. Mature size 15-20’ height and 15-20’ width. Zone(s) 7-10.

**Celeste** (*Ficus carica* ‘Celeste’) – Large tree. Most widely planted variety in this area. Bears on two-year-old wood. Medium fruit is resistant to souring and splitting. Begins ripening in June and continues to produce fruit for 3-6 weeks. Requires 100-150 chilling hours. Mature size 20’ height and 20’ width. Zone(s) 7-10.

**DownHome Harvest® Little Miss Figgy Dwarf** (*Ficus carica* ‘Little Miss Figgy’) (PP#27929) – An excellent ornamental and fruit-bearing landscape plant. Has a dwarf compact habit and is smaller and more cold hardy than comparable figs, yet bears large and more prolific fruits spring and fall. Requires 100-150 chilling hours. Mature size 4-8’ height and 3-4’ width. Zone(s) 7-10. Southern Living PLANT COLLECTION

**LSU Gold** (*Ficus carica* ‘LSU Gold’) – This upright fig is a release from LSU. Medium-sized fruit of golden color and good quality. Average cold resistance. Begins ripening in July. Requires 100-150 chilling hours. Mature size 20’ height and 20’ width. Zone(s) 7-10.

**O’Rourke** (*Ficus carica* ‘O’Rourke’) – Great-tasting, medium-sized, brown to bronze figs with sweet amber to strawberry-red flesh. One of the best LSU fig introductions. Requires 100-150 chilling hours. Mature size 20’ height and 20’ width. Zone(s) 7-10.

#### GRAPE

**Concord** (*Vitis labrusca* ‘Concord’) – Standard for bluish, black grapes. Excellent distinctive flavor is good in jellies and juice. Large seeds. Not as disease resistant or vigorous as varieties developed in south. Ripens late September. Requires 100 chilling hours. Mature size 5’ height and 20-30’ width. Zone(s) 5-9.

**Mars™** (*Vitis labrusca* ‘Mars’) (PP#5680) – This grape has deep-blue seedless fruit of medium to large size and good quality. Good for fresh eating, jellies and juice. A great producer of fruit. It is mildew resistant and also very cold hardy. Requires 100 chilling hours. Mature size 5’ height and 20-30’ width. Zone(s) 5-9.

**Midsouth** (*Vitis x* ‘Midsouth’)-Dark blue-purple berries of have a unique flavor that has a hint of raspberry. Good for eating fresh and making jellies. Harvest dates are from late July to mid-August. Resistant to Pierce’s disease. Mature size 4-5’ height and 20’ or more width. Zone(s) 6-10.

**Miss Blanc** (*Vitis x* ‘Miss Blanc’)-Medium-sized clusters with large white- to green-colored berries. Can be use to make wine or grape juice. Excellent disease resistance. Mature size 4-5’ height and 20’ or more width. Zone(s) 6-10.

**Niagara** (*Vitis labrusca* ‘Niagara’) – Produces very large, seedless white fruit with a tangy but delicate flavor. Excellent quality, good eating variety. Not as disease resistant or vigorous as varieties developed in the southern states. Ripens late September. Requires 100 chilling hours. Mature size 5’ height and 20-30’ width. Zone(s) 5-9.

#### GRAPEFRUIT

**Ruby Red** (*Citrus paradisi* ‘Ruby Red’) - Vigorous, spreading tree producing large light-pinkish-yellow fruit with sweet, seedless, juicy pink flesh. Fruit will hang on tree for months and fruit quality increases as it hangs on the tree. Good choice for large containers Self-fertile. Mature size 15-20’ height and 15-20’ width. Zone(s) 9-10.

#### KUMQUAT

**Sweet** (*Fortunella sp.*) - Small, upright, very ornamental tree. Cold hardy down to 15°F. Fruit is small, orange-colored with a thick, tender and sweet rind. Flesh is slightly acid, thus making the whole fruit edible. Bears fruit November through April. Mature size 8-10’ height and 6’ width. Zone(s) 9-10.

**Tart** (*Fortunella sp.*) - Small, upright, very ornamental tree. Wholly edible fruit is small, orange-colored with a thick, tender and sweet rind. The flesh is tart and provides a nice flavor contrast. Bears fruit November through April. Mature size 8-15’ height and 8’ width. Zone(s) 9-11.

#### LEMON

**Improved Meyer** (*Citrus limon* ‘Meyer Improved’) - Hardy and almost thornless very ornamental tree producing medium size juicy lemons almost year round. Tangy and less acid than other lemon varieties. Prolific, regular bearer. Very winter hardy for citrus. Can withstand 17°F. Self-fertile. Mature size 8-10’ height and 12’ width. Zone(s) 9-10.



## LIME

**Key** (*Citrus aurantifolia*) – Also known as Mexican Lime or Bartender’s Lime. Bushy, almost shrub-like, with aromatic leaves when crushed. Very fragrant blossoms give way to small fruits with a thin rind and greenish-yellow, juicy flesh. Best grown in frost-free areas. Mature size 6-8’ height and 6’ width. Zone(s) 9-10.

## MAYHAW

**Native** (*Crataegus opaca*) – Native small to medium tree. Self-fertile. White flowers in early spring become small, red berries that ripen in late April-May. Berries are excellent for making jellies and attracting wildlife. Mayhaw jelly is claimed by many to be one of the best to be made. Zone 5-9. Requires 250-500 chilling hours. Mature size 30-40’ height and 30-40’ width. Zone(s) 4-10.

## MULBERRY

**Native** (*Morus nigra*) – Wide spreading, picturesque tree produces large, juicy, dark red to black fruit with a distinct sweet-tart flavor. Thick, dark-green foliage provides good shade. Eat fresh or in desserts. Requires 300-500 chilling hours. Mature size 30’ height and 30’ width. Zone(s) 6-10.

## MUSCADINE

**Black Albemarle** (*Vitis rotundifolia* ‘Albemarle’) – This is a self-fertile plant that has productive vines. Medium black fruit is a good quality and also very sweet. Has an excellent “muscadine” flavor. Recommended for home vineyards. Ripens midseason. Requires 150 chilling hours. Mature size 5’ height and 20’ width. Zone(s) 7-10.

**Carlos** (*Vitis rotundifolia* ‘Carlos’) – Vigorous, self-fertile vine produces an early to mid-fall harvest. Tiny flowers give way to clusters of very large, bronze fruit. Fruit has a slightly tart, but sweet flavor. Good for fresh eating or wine. Requires 150 chilling hours. Mature size 5’ height and 20’ width. Zone(s) 7-10.

**Cowart** (*Vitis rotundifolia* ‘Cowart’) – Self-fertile muscadine that has very large black fruit of excellent quality and flavor. Fruit is produced in large clusters. Popular home variety that produces excellent yields. Harvest early to midseason. Requires 200 chilling hours. Mature size 5’ height and 20’ width. Zone(s) 7-10.

**Scuppernong** (*Vitis rotundifolia* ‘Scuppernong’) – An old favorite for its medium-large, bronze, sweet, distinctively flavored fruit. A heavy producer that ripens early. This is a female variety that should be planted with a self-pollinating variety. In winter cut back canes, leaving 3-4 buds of the previous season’s growth. Requires 150-200 chilling hours. Mature size 5’ height and 20’ width. Zone(s) 7-10.

**Southland** (*Vitis rotundifolia* ‘Southland’) – This self-fertile muscadine produces medium to large black fruit. Excellent quality and very sweet flavor. Vine is vigorous, disease resistant. Excellent variety for home or commercial use. Ripens midseason. Requires 150 chilling hours. Mature size 5’ height and 20’ width. Zone(s) 7-10.

**Triumph** (*Vitis rotundifolia* ‘Triumph’) – Popular for its early-ripening, large, bronze fruit. This sweet tasting muscadine is self-pollinating. In winter cut back canes, leaving 3-4 buds of the previous season’s growth. Requires 150-200 chilling hours. Mature size 5’ height and 20’ width. Zone(s) 7-10.

## NECTARINE

**Fantasia** (*Prunus persica* var. *nucipersica* ‘Fantasia’) – Is a very large freestone nectarine. Fruit is bright-red with bright yellow undercolor. Flesh is yellow and good quality. Fruit ripens in early to mid July. Requires 650 chilling hours. Mature size 25’ height and 25’ width. Zone(s) 5-9.

**Red Gold** (*Prunus persica* var. *nucipersica* ‘Red Gold’) – Red Gold produces abundant crops of slightly tart and sweet nectarines. Red-blushed colored fruit which ripens in summer. Requires 850 chilling hours. Mature size 12-15’ height and 12-15’ width. Zone(s) 5-9.

**Sunlite** (*Prunus persica* ‘Sunlite’) – Very large freestone nectarine. The fruit is bright-red with a bright yellow undercolor. Good quality yellow flesh. Ripens in early to mid July. Zone 5-9. Requires 450 chilling hours. Mature size 25’ height and 25’ width. Zone(s) 5-9.

## OLIVE

**Arbequina** (*Olea europaea* ‘Arbequina’) - Self-fruiting olive known for its dark brown fruit with highly aromatic oil content and attractive, silvery green foliage. Withstands temperatures as low as 5 degrees. Makes a beautiful specimen shrub or small tree. Mature size 30-40’ height and 25’ width. Zone(s) 8-11.

## ORANGE

**Louisiana Sweet** (*Citrus sinensis*) – Medium to large, round fruit with rich flavor. The fruit matures in December. The most cold hardy of the sweet oranges. Vigorous, thorny tree with fragrant blooms. Great for home orchards. Mature size to 15-20’ height and 15-20’ width. Zone(s) 9-10.

**Navel** (*Citrus sinensis*) - Highly ornamental tree producing large, flavorful, seedless eating oranges that are easy to peel and section. Leaves are large, ideal for espaliering. Fruit ripens in winter. Self-fruitful. Great in containers. Mature size to 15-20’ height and 15-20’ width. Zone(s) 9-10

## PAW PAW

**American** (*Asimina triloba*) - Native to North America, growing wild in much of the eastern and Midwest portions of the United States. Produces tropical-like fruit with unique and delicious vanilla or banana/mango flavors. Mature size 15-30’ height and width. Zone(s) 5-9.

## PEACH

**Belle of Georgia** (*Prunus persica* 'Belle of Georgia') – An old favorite white-fleshed, freestone peach. Partial red-blushed skin. Fruit is soft and juicy. Good for fresh eating, low-acid makes flavor very sweet. Ripens second week in July. Requires 850 chilling hours. Mature size 25' height and 25' width. Zone(s) 5-10.

**Elberta** (*Prunus persica* 'Elberta') – Best known yellow canning peach. Freestone fruit is large, attractive, and good quality. This heavy producer has a rich, sweet flavor. Ripens third week in July. Requires 850 chilling hours. Mature size 25' height and 25' width. Zone(s) 5-10.

**Flordaking** (*Prunus persica* 'Flordaking') – Very early ripening, third week in May. Produces large yellow-fleshed clingstone fruit. This peach is an early bearer and vigorous grower. Requires 150 chilling hours. Mature size 25' height and 25' width. Zone(s) 5-10.

**Flordaprince** (*Prunus persica* 'Flordaprince') – A low chill variety, perfect for mild winter areas. A vigorous, early ripening peach with excellent flavor. Requires 150 chilling hours. Mature size to 15-20' height and 15-20' width. Zone(s) 5-10.

**La Feliciana** (*Prunus persica* 'La Feliciana') – This disease resistant variety is a yellow freestone with high quality, firm flesh. Ripens in mid-July. A heavy bearing self-pollinator developed by LSU. Requires 550 chilling hours. Mature size to 15-20' height and 15-20' width. Zone(s) 5-10.

**La Festival** (*Prunus persica* 'La Festival') – Freestone, large fruit with yellow flesh flecked with red. Trees are vigorous and productive. One of LSU's releases. Ripens third week in June. Requires 450 chilling hours. Mature size 20' height and 20' width. Zone(s) 5-10.

**La Peche** (*Prunus persica* 'La Peche') – This is an LSU variety. Heavy producer of medium-large semi-freestone fruit. Flesh is yellow flecked throughout with red. Trees are vigorous and productive. Ripens third week in June. Requires 450 chilling hours. Mature size 20' height and 20' width. Zone(s) 5-10.

**Redhaven** (*Prunus persica* 'Redhaven') – High chill variety. The benchmark for early-season cultivars. Vigorous tree with outstanding fruit. Fruit is firm with yellow flesh and freestone pit. Bears at a young age. Excellent for desserts, canning and freezing. Requires 800-950 chilling hours. Mature size to 15-20' height and 15-20' width. Zone(s) 5-10.

**Sam Houston** (*Prunus persica* 'Sam Houston') – This variety is a yellow freestone with high quality, firm flesh. Ripens in mid-June. A heavy bearing self-pollinator. Requires 500 chilling hours. Mature size to 15-20' height and 15-20' width. Zone(s) 5-10.

## PEAR

**Ayers** (*Pyrus communis* 'Ayers') – Ayers produces small to medium yellow fruit with a red blush. Excellent fresh-eating quality, almost free of grit cells. Ripens mid-August. Resistant to fireblight and requires little maintenance. Showy display during spring bloom. Requires 500-700 chilling hours. Mature size 15' height and 10' width. Zone(s) 5-9.

**Bartlett** (*Pyrus communis* 'Bartlett') – This is the standard among pears for fresh eating, with its big, yellow fruit with white, juicy flesh. Requires another pollinating variety. Requires 800 chilling hours. Mature size to 15-20' height and 15-20' width. Zone(s) 5-9.

**Kieffer** (*Pyrus lecontei* 'Kieffer') – Kieffer is a consistent producer with medium to large fruit, golden yellow with a red tint. Excellent for baking and preserving. Store fruit for two weeks after harvest for maximum quality. Blight resistant. Showy display during spring bloom. Requires little maintenance. Requires 400 chilling hours. Mature size 15' height and 10' width. Zone(s) 5-9.

**Orient** (*Pyrus communis* 'Orient') – Orient produces very large fruit. Fruit is yellowish with red blush. Creamy white flesh with juicy, melting texture good for fresh eating. Blight resistant, vigorous tree. Showy display during spring bloom. Requires little maintenance. Requires 300 chilling hours. Mature size 15' height and 10' width. Zone(s) 5-9.

**Pineapple** (*Pyrus pyrifolia* 'Pineapple') – Pineapple pear produces large russet fruit that is firm and keeps well. Pineapple flavor, good quality. Heavy producer. High fireblight resistance. Ripens mid-late August. Showy display during spring bloom. Requires little maintenance. Requires 200 chilling hours. Mature size 15' height and 10' width. Zone(s) 5-9.

## PECAN, PAPER-SHELL

**Caddo** (*Carya illinoensis* 'Caddo') – One of the more highly productive pecans. Nuts are smaller, but have excellent kernel quality. Bears well year after year. Strong grower and good scab resistance. Mature size 60-80' height and width. Zone(s) 6-10.

**Candy** (*Carya illinoensis* 'Candy') – Known for its sweet pecans, this large deciduous tree also has ornamental virtues such as attractive compound leaves and a straight, furrowed, gray-brown to brown-black trunk. Mature size 60-80' height and 60-80' width. Zone(s) 5-9.

**Cape Fear** (*Carya illinoensis* 'Cape Fear') – Bears heavily at an early age. It is best for the southeastern states. It is scab resistant and provides an ample yield. Plant with another pecan variety for best production. Mature size 60-80' height and width. Zone(s) 6-10.

**Choctaw** (*Carya illinoensis* 'Choctaw') – This pecan variety is chosen as a top performer in southern landscapes. To get the highest yield plant with another pecan variety for cross pollination. Tasty, medium-sized nuts with medium-thick shells. Mature size 60-80" height and 60-80' width. Zone(s) 5-9.

**Desirable** (*Carya illinoensis* 'Desirable') – This large deciduous tree has attractive compound leaves and a straight, furrowed, reddish brown trunk. 'Desirable' produces reliable crops of large sweet pecans every year. Mature size 60-80" height and 60-80' width. Zone(s) 5-9.

**Elliott** (*Carya illinoensis* 'Elliott') – This beautiful deciduous tree has attractive compound leaves and a straight, furrowed, gray-brown to brown-black trunk. This pecan tree produces small pecans which are widely considered to be among the most flavorful. Mature size 60-80" height and 60-80' width. Zone(s) 5-9.

**Stuart** (*Carya illinoensis* 'Stuart') – This deciduous tree begins bearing its medium-sized nuts at a relatively late age, and continues bearing generous crops for many decades. Mature size 60-80" height and 60-80' width. Zone(s) 5-9.

**Sumner** (*Carya illinoensis* 'Sumner') Strong, upright grower and a late season pollinizer. Large nuts of good quality. Good foliar and nut disease resistance. Excellent variety for home landscapes. Mature size 60-80" height and 60-80' width. Zone(s) 5-9.

## PERSIMMON

**Eureka** (*Diospyros kaki* 'Eureka') – One of the most vigorous growers and producers of high quality fruit. Bright orange fruits are large and round. Semi-dwarf habit. Colorful fall foliage. Requires 200 chilling hours. Mature size 40' height and 30' width. Zone(s) 7-10.

**Hachiya** (*Diospyros kaki* 'Hachiya') – Self-fertile deciduous tree with rounded, slightly elongated or acorn-shaped fruit. Fruits are deep orange when mature. The flesh has a jelly-like texture. Wonderful fall foliage color. Requires 200 chilling hours. Mature size 40' height and 30' width. Zone(s) 7-10.

**Japanese Fuyugaki** (*Diospyros kaki* 'Fuyugaki') – This self-fertile, deciduous tree has dark-green leaves that turn shades of red, yellow and orange in fall. Deep-red, medium-sized fruits are harvested late fall. Light red flesh is eaten fresh. Requires 200 chilling hours. Mature size 40' height and 30' width. Zone(s) 7-10.

**Tanenashi** (*Diospyros kaki* 'Tanenashi') – Vigorous growing deciduous tree with dark-green foliage that turns fabulous fall colors. Cone-shaped fruit has red-orange skin and nearly seedless, yellow flesh. Soft flesh has a rich, sweet flavor. Requires 200 chilling hours. Mature size 40' height and 30' width. Zone(s) 7-10.

## PLUM

**Autumn Rosa** (*Prunus salicina* 'Autumn Rosa') – Later ripening variation of 'Santa Rosa'. It has medium to large, heart-shaped fruit with purplish-red skin and flesh that is yellow with red streaks. Heavy producing, self-fertile variety. Requires 500 chilling hours. Mature size 10' height and 10' width. Zone(s) 5-9.

**Bruce** (*Prunus salicina* 'Bruce') – Japanese plum. Produces a large amount of brilliant wine red fruit with red flesh. Large size. Excellent fruit quality for canning. Bears at a young age. Must have pollinating variety. Ripens early to mid-June. Perfect for home gardens. Requires 500 chilling hours. Mature size 10' height and 10' width. Zone(s) 5-9.

**Burbank** (*Prunus salicina* 'Burbank') – This popular variety bears large, purplish red fruit with sweet yellow flesh. Excellent for eating fresh and canning. Bears early and sets heavily. Ripens mid-July. Plant with other plum varieties for best fruit production. Requires 200-400 chilling hours. Mature size 10-12' height and 8-10' width. Zone(s) 5-9.

**Methley** (*Prunus salicina* 'Methley') – Japanese plum. Medium to large reddish-purple fruit with red flesh. Excellent quality. Sweet mild flavor. Excellent for eating fresh or processing. Vigorous tree with upright shape. Good pollinator for Bruce and Morris. Ripens early June. Perfect for home gardens. Requires 250-350 chilling hours. Mature size 10' height and 10' width. Zone(s) 5-9.

**Morris** (*Prunus salicina* 'Morris') – Japanese plum. Wonderful, tasty red fruit with soft yellow flesh. Great yields when planted with other plum varieties. An excellent choice for eating fresh, or in jellies or jams. Requires 800 chilling hours. Mature size 10-15' height and 10-15' width. Zone(s) 5-9.

**Ozark Premier** (*Prunus salicina* 'Ozark Premier') – High yielding Japanese plum. Large juicy fruit with bright-red skin and firm, fine-grained yellow flesh. Plant with other plum varieties for best fruit production. Ripens mid-June. Resistant to bacterial spot. Requires 800 chilling hours. Mature size 10-12' height and 8-10' width. Zone(s) 5-9.

**Santa Rosa** (*Prunus salicina* 'Santa Rosa') – Japanese plum. One of the most popular varieties. Large, freestone plum. Skin purplish to crimson with yellow flesh. Fruit is juicy and tart. Excellent flavor. Keeps well. Prolific bearer. Ripens mid to late June. Perfect for home gardens. Requires 250-350 chilling hours. Mature size 10' height and 10' width. Zone(s) 5-9.

## POMEGRANATE

**Russian Hardy** (*Punica granatum* 'Russian') - Also known as Hardy Pomegranate, this strain has survived cold as extreme as -6° but current research only recognizes 0-10° (zone 7). It produces a nice red-orange bloom set followed by a full-sized fruit similar to 'Wonderful'. Requires 150-200 chilling hours. Mature size 10' height and 10' width. Zone(s) 7-11.

**Wonderful** (*Punica granatum* 'Wonderful') – Upright growing, fruit bearing variety. Orange-red blooms in summer and red fruit in early fall. Perfect when used as a shrub in the landscape or small tree in the garden. Requires 150-200 chilling hours. Mature size 10' height and 10' width. Zone(s) 7-11. *Oasis*

#### RASPBERRY

**Caroline** (*Rubus* 'Caroline') (PP#10412) – Produces very large bright red berries with intense flavor. Excellent eaten fresh or in baked goods, although berries are tart. Ripens early June. Does not need a pollinator. Requires 800 chilling hours. Mature size 4-5' height and 3-4' width. Zone(s) 5-9.

#### SATSUMA

**Arctic Frost** (*Citrus reticulata* 'Arctic Frost') - Fruit is sweet and tart, easy to peel and only has one or two seeds per fruit. Excellent cold hardiness. Mature size 6-10' height and 3-4' width. Zone(s) 8-11.

**Brown Select** (*Citrus reticulata* 'Brown Select') - A vigorous, Fast-growing, cold hardy tree of superb quality. Bears easy to peel, sweet and very juicy fruit, perfect for fresh eating; excellent quality. Ripens mid-season. Self-fertile. Mature size 12-20' height and 10-15' width. Zone(s) 9-10.

**Owari** (*Citrus reticulata* 'Owari') - Seedless, medium sized orange fruit is sweet and juicy. Ripens early and stores very well. Dark-green evergreen foliage on slender spreading branches. Mature size 10-15' height and 10-15' width. Zone(s) 9-10.

## SELECTION OF FRUIT

The fruits you select to plant will depend upon various factors. You must remember that most fruits take several years to start producing, but your selection must be made now. So take the time to carefully consider your choices. Think about the following items before making your final selection.

- What is your personal preference? Grow what you like to eat. If you do not like a fruit, do not grow it just because it does well in this area. Likewise if the fruit does not grow well in this area, do not try to force it to grow because you will be disappointed.
- Is there adequate space for the tree or shrub to grow and expand? Do not try to make the plant fit the space; the space should fit the tree.
- Are the varieties adapted to the growing conditions of the area? Especially consider chilling hour requirements of the varieties you plant.
- What is the maintenance requirement of the fruit? Some fruits (apple, plum, and peach) have high maintenance requirements, while others (fig, persimmon, pear, muscadine, blueberries, and blackberries) require less.
- Are two varieties necessary for cross-pollination?
- Are your soil conditions suitable for the fruits you want to grow?

Keep in mind that fruit trees can be as pretty as ornamentals when in bloom or loaded with fruit. Some varieties can also serve as shade trees, adding landscaping value to the benefits of growing fruits and berries.

## WHERE AND HOW TO PLANT FRUIT TREES

### SITE SELECTION

Site selection or where fruit trees are planted has far-reaching effects. Once a tree is planted, the chances of moving that plant are slim. If the site is not suitable for the fruit tree, the tree will never grow and produce fruit like it should.

Where you plant your tree depends on several factors. Considerations should include personal preference, likes and dislikes of the plant itself, and impact on neighbor and utilities. Although the plant is small when planted, always consider its size after several years of growth.

#### The following is a checklist of environmental factors to ponder before planting:

- Will plant receive enough hours of sunlight?
- Will plant have enough room to expand without interfering with its surroundings (sidewalks, utility lines, neighbor's yard/fence, swimming pool)?
- Will mature plant block line of vision from window or driveway?
- Is plant situated in area so spray drift to garden, play area, or neighbor's yard is minimized?
- Is soil suitable for the plant's growing needs (drainage, pH, compactness)?

- Are varieties close enough for cross-pollinating (within 200 feet of each other)? This may not be applicable to all species.
- Can the area be expanded for future plantings?

## HOW TO PLANT

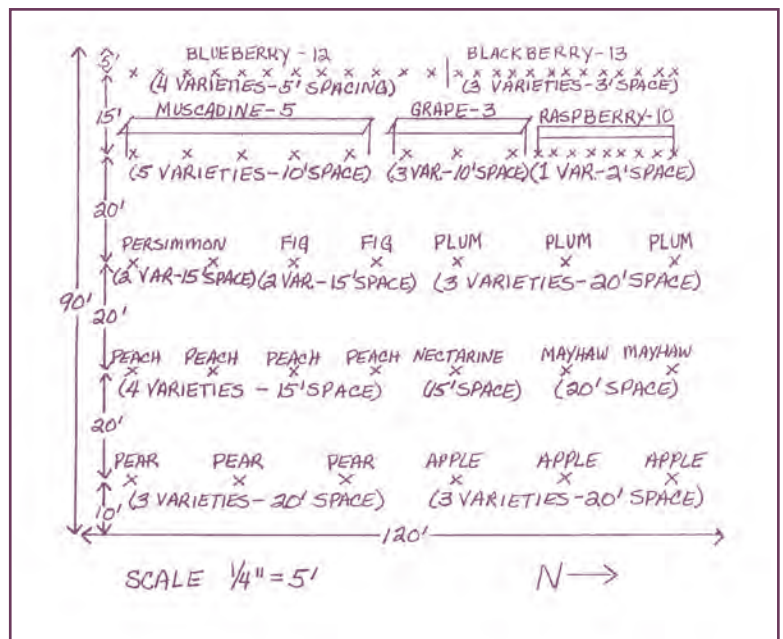
After deciding where to plant, the next question is “what is the best way to plant the tree?”

- Keep the plant in the container, well watered, until the hole is dug.
- Dig hole twice as wide and 1½ times as deep as the container. Fill bottom half of hole with loose soil (no fertilizer), so plant will not be planted too deep. Unless soil is poor, use the soil removed from the hole to backfill. If soil is poor, you should consider amending it with potting media (50% media/50% soil) purchased from your local garden center before refilling hole.
- Remove plant from container carefully so as not to disturb root ball. Set plant in hole making certain plant is straight and centered. Do not set plant deeper in hole than it was planted in container.
- Backfill hole, firming soil around plant roots as you fill. Mound a 2” high levee around plant about 12” out to form a basin to hold water when watering.
- Water plant thoroughly to settle soil around roots.
- If necessary, stake and tie plant to keep it in correct position until plant becomes established.
- Do not apply fertilizer for at least 3 months after planting to allow the plant to become established. After the plant has started to grow, follow the schedule and rate recommendations for that particular species.
- Beware of weedeaters! Do not weedeat close to plant. Always pull weeds next to the trunk to avoid weedeater injuries that girdle the plant.
- Sit back and watch it grow!

## DESIGNING A HOME ORCHARD

Growing fruit and berries for home use can be a relaxing and rewarding hobby or passion. The magnitude of the hobby may include only a few trees up to several acres. The extent or size of the home orchard is strictly personal preference and is governed by the amount of land and/or time one has available.

Based on our personal experience as home gardeners, we have developed a planting plan for a home orchard of approximately 1/4 acre in size. The size of the orchard can be increased or decreased to fit any size area or to suit your personal preferences. We have adjusted spacing on some of the trees to allow for easier maintenance.



## TIPS FOR A SUCCESSFUL HOME ORCHARD

When planting fruit and berry plants, following a few simple rules will increase the survival and production of the plants drastically. The ideal time to set plants out is from late fall through spring. However, container-grown plants can be set out anytime if a little extra care is given. Remember to match the growing requirements of the plant to its environment to get maximum production. Does the plant prefer growing conditions of full sun or partial shade? Neutral or acid soil? Low or high soil moisture?

- ✿ Choose fruits for your home orchard based on your personal preference, but consider the size of your growing area and the maintenance requirements of each fruit when planning your orchard.
- ✿ Match the fruit with your soil conditions. A majority of fruit and berry plants like a well-drained soil, but will survive under less than optimum conditions. A few plants such as mayhaw will grow in wet soils, but other fruits like peaches will not survive under wet conditions. If your site tends to be slightly low, planting the trees on a mounded area can help drainage.
- ✿ Plant varieties adapted to your growing area or you will be disappointed in the growth and production of your fruit trees. Your county agent or local garden center representative can assist you in choosing varieties best suited for your locale.
- ✿ We recommend planting at least three varieties of most fruits. Especially if cross-pollination is a factor—if one tree is lost, then two trees are left for cross-pollination.
- ✿ We recommend planting different varieties so fruit will ripen at separate times, providing fruit over several weeks, instead of all fruit ripening in a few days.
- ✿ Thin that fruit! A frequent disappointment for many people is the size of the fruit produced in the home orchard. Most of the time, small-sized fruit is due to an over-abundance of fruit on the tree. The tree has only so much energy to use to produce fruit so thinning is essential to produce large fruit in some species, such as peach and apple. Although removing immature fruit is difficult for some people, a general rule is to leave one fruit for every 8” of limb and remove the rest.
- ✿ Space plants according to expected growth and size. Fruit plants grow rapidly and will fill an area quickly, allow for growth without crowding. (Refer to Fruit Tree Planting Guide in this catalog for suggested spacing.) Plan spacing so plants can be easily maintained (mowed, sprayed, etc.) when the plants have matured.
- ✿ Arrange plants to maximize use of the sun. Do not plant tall trees where they will shade the smaller shrubs or vines.
- ✿ Prune plants in a timely and proper manner, if required. Lack of pruning can result in limb breakage and reduced fruit production.
- ✿ Follow a spray program consistently for those fruits that require it, otherwise you will be disappointed in the quality of your fruit. Your county agent or local garden center representative can recommend the proper chemicals to apply.
- ✿ Water plants during times of low rainfall for best production. Some plants, such as blueberries and figs, have shallow root systems and require frequent watering. Drip irrigation is an inexpensive and easily installed method of supplying water using household water supply.
- ✿ Make a field plan. Record on paper when you planted and what varieties you planted so when you harvest your fruit you will know what variety you are enjoying. Do not depend on memory or the plant identification tags to know what you planted—both will fade with time.

## FRUIT TREE PLANTING GUIDE

FRUIT	SPACING	IDEAL SOIL pH	MOISTURE REQUIREMENT	PRUNING REQUIREMENT	SPRAYING REQUIREMENT
Apple	20' x 25'	6.0	Medium	Medium	High
Blueberry	6' x 10'	4.5-5.5	High	Low	Low
Blackberry	2' x 6'	6.0	Medium	Medium	Low
Fig	10' x 10'	6.0	High	Low	Low
Mayhaw	15' x 15'	6.0	Medium	Low	Low
Muscadine	10' x 15'	6.0	Medium	High	Low
Nectarine	20' x 25'	6.0-6.5	Medium	High	High
Peach	20' x 25'	6.0-6.5	Medium	High	High
Pear	20' x 25'	6.0	Low	Low	Low
Plum	20' x 20'	6.0	Medium	Medium	High

### WHAT ARE CHILLING HOURS?

A term often associated with fruit trees is “chilling hour”. When some fruit trees (apples, peaches, plums, pears to name a few) are dormant, a certain amount of hours below 45°F are required to trigger the development of leaf and flower buds. This is referred to as chilling hour requirement. Each variety has its own specific requirement that has been quantified by researchers. Once the chilling hour requirement has been met, the plant will bloom and leaf whenever warm weather occurs. If the chilling hour requirements are not met, the plant will produce leaves sporadically over the tree with little or no fruit. For this reason, selecting varieties of fruit trees that match the chilling hours for the area is essential for successful fruit production.

### WHY FRUIT TREES FAIL TO BEAR

One of the most frustrating occurrences for a home gardener is to pamper a fruit tree for years, provide all it needs to grow and flourish and to never have it reward you with sun-ripened, sweet, juicy fruit. Although there are no stock answers, several of the most common reasons for the “fail to bear” phenomenon are discussed below. When a tree produces viable blooms, it is capable of producing fruit if pollination requirements are met.

#### Fruit tree fails to bloom

- 🌱 Tree too young. Most trees bear by third year.
- 🌱 Chilling hour requirements have not been completely met. Choose a variety adapted to the climate of the area.
- 🌱 Sickly tree – may be due to water stress (usually occurs when trees are planted in area with poor drainage), disease and insect damage, or poor fertility.

#### Tree blooms, but does not bear fruit

- 🌱 Cold temperatures (below 32°F) occurred during bloom and damaged flower bud or immature fruit. Petals may appear unhurt, but slicing base of flower will reveal damaged tissue. Fruit damaged by cold temperatures will begin falling off about three weeks after freeze occurred.
- 🌱 Pollination not successful. May need another variety for cross-pollination to occur. Varieties planted may not be compatible for cross-pollination. Check pollination requirements and plant suitable varieties.
- 🌱 Insect damage to fruit early in spring may cause young fruit to drop prematurely. Follow appropriate spray program.
- 🌱 Excessive vegetative growth (due to over fertilization) may channel nutrients to leaves causing young fruit to starve and drop.
- 🌱 Stress to tree can cause fruit to drop. Excessive water, drought, too much shade, severe mechanical injury (such as caused by weedeater) are a few items that can cause the tree to be stressed and drop its fruit load.

## WATER – TOO MUCH, TOO LITTLE, OR TOO LATE?

Improper watering is the main reason some fruit and berry plants die during the first year after planting. A plant needs an adequate supply of moisture to live and grow. One of the major advantages of container-grown plants over bare-rooted plants is that container-grown plants can be planted at anytime during the year with good survival. However, this does not mean the plants will not require watering, especially during the hot months of summer, during the first year of establishment.

When watering plants, a good soaking once a week is better than a light sprinkling every day. Light watering promotes shallow root growth in the top few inches of the soil causing the soil and roots to dry out faster, hence more frequent watering is needed. Water weekly during the summer and early fall months, tapering off as the plant begins to lose its leaves and go dormant. Allow the water to soak deep enough into the soil to penetrate the entire root ball. After the plant becomes well established, watering will only be needed during persistent dry spells.

Too much water is as serious a problem as too little water for maintaining a healthy plant. The roots of plants require oxygen to grow. If the roots stay in soil that is continuously saturated with water, the roots are unable to “breathe”, become sickly, and in a short time die. (This is especially a problem in some areas that consistently stay wet.) The soil type and location affect the amount of water a soil can “hold”. A simple method to check soil water-holding capacity is to dig a posthole 36 inches deep and fill with water. If the water does not drain within 36 hours, the soil is not suitable for growing fruit and berry plants. Select another site with better drainage. If another site is not available or desirable, consider planting on raised or elevated beds. Prepare the site by mounding the soil approximately 1 foot above the surrounding area.

## INSECT AND DISEASE CONTROL

After you lay out and plant your fruit trees, a certain amount of persistence and diligence is required to bring the plants to production (in addition to fertilizing, pruning, and irrigation). Certain fruit and berry plants (see Fruit Tree Planting Guide) such as blueberry, muscadine, mayhaw, persimmon, fig, and pear require little effort to control insect and disease problems. However, other fruits such as peach, plum and apple require a high level of maintenance to control these problems. The method of control that you use is determined by your personal preference, the amount of time you wish to spend, the number of plants, and the quality of fruit you demand.

There are 3 basic options for controlling pests in your fruit/berry plants.

- 1) **Use of no pesticides** – In areas of high humidity and warm temperatures as occur in the South, the pressure from diseases and insects is very high. Using no means for controlling pests is a gamble. You may have success for 1 or 2 years, but fruit quality will be poor and your trees will begin to succumb and die from disease and insect infestation.
- 2) **Use of organic pesticides** – This form of control has its merits and its drawbacks. Due to climatic conditions and the high disease/insect populations, consistent production of high quality fruit is difficult. Organic control is more successful in the dry areas of the West and the cold areas of the North, where disease/insect pressure is less. However, self satisfaction is a major component of gardening. So if you have concerns about using synthetic pesticides, organic materials are the ones to use. Just remember, consistent and timely applications of organic materials are necessary for success.
- 3) **Use of synthetic pesticides** – This form of control is used commercially and is the most effective method for consistently producing good quality fruit and maintaining tree health. Premixed sprays that contain both an insecticide and fungicide are a convenient method of pesticide application for the grower of only a few trees. For a larger number of trees, specific fungicides and insecticides can be mixed as needed. Both types of chemicals can be purchased from your local garden center. Pesticide rates and application times are available from your county agent or you may consult with your garden center representative. *Always read and follow the pesticide label for the safety of your self, others, and the environment.*



**Some Important Tips To Remember:**

Timing is critical for effective control. Most damage to the fruit from insects and many diseases occurs during the flowering stage. Begin spraying when the flower buds start to swell in early spring. Diseases and insects that overwinter on or near the plants are just waiting to become active with warm weather and attack your plants. early spring application of pesticides is important in preventing damage later in the season.

- ☛ Some insects will damage the tree as well as the fruit. To protect the trees from insect borers, apply recommended pesticides during the months of August, September, and October.
- ☛ Alternate insecticides and fungicides with other types of insecticides and fungicides to reduce the possibility of resistance developing in the pest.
- ☛ Always follow the directions on the pesticide label. Do not increase the rate expecting better control. This is unsafe, against the law, and you may cause the pest to develop resistance to the pesticide.
- ☛ When spraying is necessary, spray early in the morning or late in the evening when bees are less active and the wind is calm.

## THE WHAT AND WHEN OF FERTILIZATION

There are always questions regarding when and how much fertilizer should be applied to fruit trees. A soil analysis is highly recommended for determining an accurate composition of the soil nutrients. If a soil analysis is not available, some general guidelines can be followed.

Fertilization should not begin for at least 3 months after planting to allow time for the soil encircling the plant to settle and to allow the plant to establish some roots in the surrounding soil. A complete fertilizer such as 8-8-8 or 12-12-12 is usually applied in the early spring (February) just prior to the plant leafing out. The recommendations listed in the following chart are general, in lieu of a soil analysis.

Fertilizer should be spread uniformly under the tree or bush from the drip line back to the trunk. Fertilization is essential for high quality fruit production. Over fertilization, however, will result in excessive vegetative growth and may cause fruit to drop prematurely. Avoid fertilization after June, as late season growth is more susceptible to winter damage.

Pear Persimmon	1/2 lb. per plant per year of growth. Up to 10 lbs. per plant.	Apply in early March.
Apple Fig Plum Peach	1st year – 1/2 lb. per plant.  After 1st year – 1 lb. per plant per year of growth up to maximum of 10 lbs. per plant.	Apply at bud swell (February- early March)
Blackberry	1st year – 4 ounces per plant.  After 1st year – 8 ounces per plant.	Apply at bud swell (March). Ammonium nitrate (6 oz./plant) applied in July will increase plant vigor and fruit set.
Grape	1st year – 1/4 lb. per plant. 2nd year – 1/2 lb. per plant. 3rd year – 1 lb. per plant.  After 3rd year – 2 lbs. per plant.	Apply complete fertilizer when vines start to leaf (March-April). Ammonium nitrate (1/2 lb. per plant) applied in mid-June will increase vine vigor.
Blueberry	2 ounces per plant per year per age up to a maximum of 8 ounces per plant per year.	Use azalea or camellia fertilizer for best results. Apply 1/2 the recommended amount in March and 1/2 in June.

## THE ART OF PRUNING

The question is often asked, “How do I prune my fruit tree?” A specific answer is difficult since an apple is pruned differently from a peach and each tree is individually distinct. We can, however, discuss some guidelines that may “demystify” the art of pruning.

### First let’s consider why pruning of fruit trees is important.

- 1) Pruning of young trees establishes the shape of the tree so scaffold limbs will be well distributed up, down, and around the trunk. Limb breakage and trunk splitting later in the tree’s life can be avoided with proper initial pruning.
- 2) Pruning stimulates new growth of mature trees that is integral for continued productivity and long life.
- 3) Diseased, injured, weak, and dead limbs are removed reducing stress on the plant’s health.
- 4) Pruning opens the tree to sunlight and air, reducing the incidence of disease and insect damage.

If pruning is carefully done when the tree is young, only a minimum of pruning will be needed as the tree gets older. Hence, the first several years are essential for developing the structure of the tree’s scaffold branches. *The art of pruning gives immediate as well as long-term benefits that far outweigh the exasperation and hesitation that may precede the job.* So gather the pruning shears and loppers and prune those fruit trees!

Before making any cuts, take the time to notice the location of the plant to be pruned and consider its future growth. Does growth need to be curtailed, so the plant will not outgrow its space in a few years? Should the bottom growth be raised so a mower can be operated under the lower limbs? Should height be controlled so a ladder is not necessary for harvesting the fruit?

Visualize how the tree will appear and the size when it matures. Have a definite objective and shape in mind before you start pruning.

### APPLE AND PEAR

Apple and pear trees are usually trained to a central leader (Fig. 1). The trees are pruned to a main trunk with horizontal limbs every one to two feet up the leader. A pine tree is an excellent example of the central leader type. The pine tree achieves the central leader naturally; unfortunately fruit trees must be trained to this system. Remove any limbs that are too close together or angle sharply upward. Wooden “spreaders” can be used to widen the angles between the limb and trunk or the limbs can be tied or weighted down to achieve the same results. Mature trees may be pruned any time during dormancy, but the select time is in early spring before growth starts.



Fig. 1. Proper Pruning of an Apple or Pear Tree

### PLUM

Plums require minimum pruning. Prune mature trees to thin excessive and interfering branches. Prune tall growing branches only to preserve the height of the tree. If desired, scaffold branches for varieties with upright growth (such as Santa Rosa and Methley) may be established during the first two years after planting as indicated for peaches.

### FIGS

Figs require minimum pruning. Prune to maintain size and to remove damaged wood. If desired, figs can be pruned to single trunk for tree form or multiple trunks for a bush form. In the South, the most prevalent shape is the bush form.

## PEACH

An “open center” style is the preferred method of pruning peach trees (Fig. 2). Select three to four main scaffold branches beginning 30 inches above the ground. Care should be taken to select strong, vigorously growing branches. Picture an inverted umbrella when selecting the scaffold branches. Avoid narrow crotches (less than 60°) as later these will be prone to splitting when the limbs are loaded with peaches. Maintain an open center, but not bare center, to allow sunlight and air movement. Pruning of mature trees should consist of heading back branches to maintain shape and topping to maintain height, removing excess branches, and removing diseased/injured/dead wood. Peach trees bear on 1-year-old wood, and pruning is necessary to assure an annual supply of fruiting wood.



Fig. 2. Proper Pruning of a Peach Tree

## MUSCADINES AND GRAPES

Muscadines and grapes must be trellised. Trellis supports the vines and fruit and maximize the use of sunlight. Many forms of trellis can be used. The 4-cane double curtain system is illustrated in Fig. 3. At planting, select the strongest vine and train to the top of the trellis. Cut off the growing tip and allow lateral branches to grow. Select four lateral “arms” to follow the trellis wires. Maintain the four lateral arms and remove any additional vines that may grow from the central vertical vine. Once the lateral arms have reached the desired length of approximately 5', tip the growing point to stop elongation and to stimulate fruiting laterals to develop. Fruit is produced on year old fruiting spurs.

When the vine is dormant (December or January), prune the fruiting canes to 3-4 buds for grapes and 8-10 buds for muscadines. If vines are not vigorous, reduce the number of buds according to plant vigor.

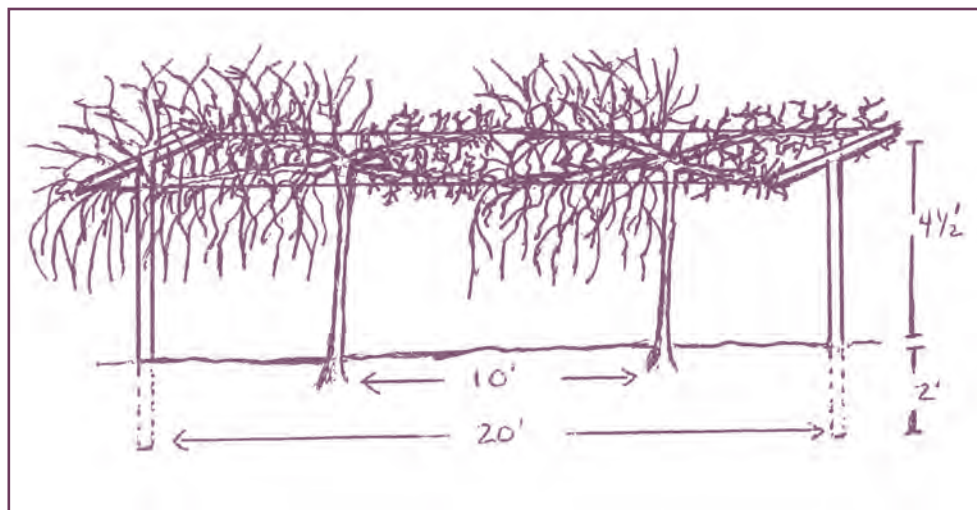


Fig. 3. Proper Pruning of Muscadine or Grape Vine.

## BLACKBERRIES

Blackberries are susceptible to Rosette (also called Double Blossom) disease. Pruning canes to one foot above the ground immediately after fruiting season and removing the canes from the field reduces the occurrence of the disease. Blackberries bear on two-year-old wood. Fruiting wood is produced on the growth that occurs after pruning but before winter, so fertilize and water after pruning to promote rapid growth and next year's crop.

## BLUEBERRIES

Blueberries require minimum pruning. Prune low branches to raise fruit off ground and to facilitate mowing under plants. Remove excessive and weak branches. Head back tall shoots on mature plants to keep size to desired level.

## THE MYSTERY OF POLLINATION

Pollination is the process of transferring pollen from the stamen (male part) to the pistil (female part) of a flower. Adequate pollination is necessary for high yields of good quality fruit. Mother Nature usually handles pollination satisfactorily, but we have to play by Nature's rules to insure a good crop of fruit is produced.

Some tricks of pollination that Mother Nature has devised include plants that are *self-pollinized* or *self-fertile* and those that are *cross-pollinized*. If the transfer of pollen from the stamen to the pistil occurs on the same plant, the plant is known to be *self-fertile* or *self-fruitful*. For reasons only Mother Nature understands, some plants require pollen from another plant; these plants or varieties are called self-sterile and require cross-pollination. Cross-pollination takes place when the pollen from one variety is used to pollinize the flower of another variety.

A tree covered in blooms does not guarantee pollination or fruit set will occur. Plants or varieties that are self-sterile require the pollen of a compatible plant to insure that good fruit set. The compatible plants can be located up to several hundred feet away and pollination will still occur. So the pollen from your neighbor's trees can be transferred to yours and work if the varieties are compatible. Bees handle the majority of pollen transfer, but other insects and the wind also contribute to this amazing fact of nature.

The only way to know if varieties are compatible is through scientific experimentation OR by asking the knowledgeable staff where you purchased your fruit trees and berry plants. In general, citrus, mayhaw, peach, nectarine, blackberry, and raspberry are self-fertile and require no additional varieties or plants for fruit set. Apple, plum, and pear are self-sterile and require cross-pollinating from another source. There are, of course, exceptions to all the rules in nature. Blueberries will bear fruit with only one variety, but yields will be better if two varieties are planted. Muscadines and grapes can be self-sterile depending on the variety. Figs and persimmons form fruit parthenocarpically, meaning the fruit does not require pollination to set and grow.

PROUD MEMBER OF:



POLLINATION CHART

FRUIT	VARIETY	POLLINATION	COMMENTS
Apple	Yellow Delicious	Self	Self-fertile. Can be used as pollinizer. One variety will produce fruit. For maximum production, plant two varieties for cross-pollination. Use Red or Golden Delicious as pollinizer  Use Dorsett, Ein Shemer, or Granny Smith as pollinizer Use Yellow Delicious as pollinizer. Use a crabapple as pollinizer.
	Dorsett Gold	Partial	
	Granny Smith	Partial	
	Gala	Partial	
	Ein Shemer	Partial	
	Anna	Required	
	Arkansas Black	Required	
Red Delicious	Required		
Blackberry	All	Self	Only one variety needed for fruit production.
Blueberry	All	Partial	Plant two varieties for best production. Usually one variety will produce fruit, but yields will be lower.
Fig	All	Self	Only one variety needed for fruit production.
Flowering Trees	All	Not Applicable	When grown for flowers, pollination not necessary.
Grape	All	Self	Only one variety needed for fruit production.
Mayhaw	All	Self	Only one variety needed for fruit production.
Muscadine	Albemarle, Carlos, Cowart, Dixie, Southland, Triumph	Self Self Self	Self-fertile varieties will produce fruit and be a source of pollen for female varieties.
	Scuppernong, Jumbo, Summit	Female Female	Female varieties require pollen from self-fertile varieties to produce fruit.
Nectarine	All	Self	Only one variety needed for fruit production.
Peach	All	Self	Only one variety needed for fruit production.
Pear	Kieffer	Partial	One variety will produce fruit. For reliable fruit set and maximum yields, plant with another variety.
	Ayers, Bartlett, Pineapple, Orient	Required	Plant with another variety such as Orient, or Kieffer as pollinizer.
Pecan	Candy, Choctaw Elliott, Stuart	Protogynius	Plant with another variety such as Desirable or Pawnee
	Desirable, Pawnee	Protandrous	Plant with another variety such as Candy, Choctaw Elliott or Stuart
Plum	Methley, Morris Santa Rosa, Ozark Premier	Partial Partial	One variety will produce fruit. For reliable fruit set and maximum yields, plant with another variety.
	Bruce, Burbank	Required	Plant with another variety such as listed above.
	Raspberry	All	Self

## COLOR CODE FOR FRUITS AND BERRIES

<b>Apple</b>	LSU Gold ..... Yellow	Sam Houston ..... Blue/White
Anna ..... Blue	O'Rourke ..... Black	<b>Pear</b>
Ein Shemer ..... Red	<b>Grapes</b>	Ayers ..... Blue
Granny Smith ..... White	Concord ..... Blue	Bartlett ..... Red
Red Delicious ..... Blue/White	Mars ..... Red	Kieffer ..... Green
Yellow Delicious ..... Blue/Green	Niagra ..... White	Orient ..... Blue/Red
<b>Blackberry</b>	<b>Muscadine</b>	Pineapple ..... Yellow
Apache ..... Red	Albemarle ..... Red	<b>Persimmon</b>
Arapaho ..... Yellow	Carlos ..... Blue	Eureka ..... Red
Brazo ..... Blue	Cowart ..... White	Fuyugaki ..... Blue
Kiowa ..... Orange	Scuppernong ..... Orange	Hachiya ..... Orange
Natchez ..... White	Southland ..... Yellow	Tanenashi ..... White
Ouachita ..... Green	Triumph ..... Blue/Red	<b>Plum</b>
Prime-Ark® Freedom ..... Black	<b>Nectarine</b>	Autumn Rosa ..... Blue/Red
<b>Blueberry</b>	Fantasia ..... Green/Yellow	Bruce ..... Blue
Brightwell ..... Orange	Red Gold ..... Green/Red	Burbank ..... Yellow
Climax ..... Blue	Sunlite ..... Green/White	Methley ..... White
Delite ..... Green	<b>Peach</b>	Morris ..... Blue/Yellow
Pink Lemonade ..... Yellow	Belle of Ga ..... Blue/Green	Ozark Premier ..... Orange
Premier ..... Red	Elberta ..... Orange	Santa Rosa ..... Red
Tifblue ..... White	Flordaking ..... Blue	<b>Pomegranate</b>
<b>Fig</b>	La Feliciana ..... Red	Russian Hardy ..... White
Brown Turkey ..... Blue	La Festival ..... White	
Celeste ..... Green	La Peche ..... Yellow	
Little Miss Figgy ..... Red	Redhaven ..... Red/Blue	

## COLOR CODE FOR CRAPEMYRTLES, ORNAMENTALS, PERENNIALS AND TREES


<b>Crapemyrtle</b>	Red Ruffle ..... Red	<b>Dieffenbachia</b>
Acoma ..... White/Red	Watchet ..... Yellow	Camille ..... White
Catawba ..... Yellow	<b>Bottle Brush</b>	<b>Grass</b>
Colorama™ Scarlet ..... Orange/White	Better John™ ..... Green	Adagio ..... Blue/Red
Cherry Dazzle ..... Red	Little John ..... Black	Fountain 'Hameln' ..... Blue/Green
Dynamite ..... Red/White	<b>Butterfly Bush</b>	Pampas ..... Green
Muskogee ..... Blue	Black Knight ..... Blue	<b>Hibiscus</b>
Natchez ..... White	Nanho Blue ..... Green	Head Over Heels® Adore ..... White
Pink Velour ..... Green/White	Pink Delight ..... Red	Head Over Heels® Blush ..... Blue
Pocomoke ..... Orange/Green	White Profusion ..... White	Head Over Heels® Passion ..... Red
Sarah's Favorite ..... White/Blue	<b>Camellia Hiemalis</b>	<b>Holly</b>
Sioux ..... Green/Blue	Kanjiro ..... Green	Oakland™ PP#14417 ..... White
Tonto ..... Red/Blue	Shishigashira ..... Black	<b>Honeysuckle</b>
Tuscarora ..... Green	<b>Camellia Japonica</b>	Trumpet ..... Yellow
Tuskegee ..... Green/Orange	Black Magic ..... Blue/Yellow	<b>Hydrangea</b>
Twilight ..... Yellow/White	Dr. Tinsley ..... White/Orange	Marie's Variegated ..... Green/Blue
<b>Agapanthus</b>	Junior Miss ..... Red/Orange	Nikko Blue ..... Blue/Yellow
Ever Sapphire™ ..... White	La Peppermint ..... Blue/Green	Oak Leaf ..... White/Blue
Ever Twilight™ ..... Blue	Pink Perfection ..... Blue	Pee Wee ..... White/Green
<b>Althea</b>	Professor Sargent ..... Orange/Red	Penny Mac ..... Blue/White
Aphrodite ..... Blue/White	Taylor's Perfection ..... Yellow/Blue	<b>Jasmine</b>
Lucy ..... Red	White by the Gate ..... White/Blue	Madison ..... White
Morning Star ..... White	<b>Camellia Sasanqua</b>	<b>Loropetalum</b>
<b>Azalea</b>	Maiden's Blush ..... Green/Blue	Purple Diamond ..... Red/Blue
Amagasa ..... Blue/White	Mine-no-Yuki ..... White	Purple Pixie ..... Red/Green
Chinzan ..... Blue/Green	Sparkling Burgundy ..... Yellow/White	<b>Oleander</b>
Conversation Piece ..... Red/White	Susy Dirr ..... Red/White	Petite Pink ..... Blue/Green
Fashion ..... Orange	<b>Camellia Vernalis</b>	Petite Red ..... Blue/Red
Formosa Lavender ..... Yellow/White	Yuletide ..... Red	Petite White ..... Blue/White
Formosa Red ..... Red/Orange	<b>Camellia X</b>	<b>Rose</b>
G.G. Gerbing ..... White	Sea Foam ..... White/Green	Lady Banks Yellow ..... Yellow
George Tabor ..... Blue	Tricolor Perfecta ..... Yellow/Green	
Hardy Gardenia ..... White/Blue	<b>Cleyera</b>	
Judge Solomon ..... Green/Red	Bigfoot ..... Red/White	
Pink Ruffle ..... Green	Bronze Beauty ..... Red/Blue	
Pride of Mobile ..... Red/Blue	LeAnn ..... Red/Green	

CONTAINERS ARE MARKED WITH COLOR STRIPES TO KEEP VARIETIES "TRUE TO NAME"




Basjoo .....	Green	Halcyon .....	Green/Red	Green Gable™ .....	Yellow
Musa Little Prince .....	White	Minuteman .....	Red/Orange	<b>Magnolia</b>	
Red Abyssinian .....	Orange	So Sweet .....	White/Green	Dr. Merrill .....	White
Rojo .....	Red	Stained Glass .....	Yellow/Red	Jane .....	Blue
<b>Canna</b>		Sum & Substance .....	Black	<b>Maple</b>	
Cannova Red Shades .....	Red	<b>Iris</b>		Brandywine .....	Blue
Cannova Yellow .....	Yellow	African White .....	White	Florida Flame .....	Yellow/White
Cannova® Mango .....	Blue	Ann Chowning .....	Red	Red .....	Black
Cannova® Orange Shades .....	Orange	Kay Nelson .....	Green/Red	Southern Sugar .....	Orange
<b>Daylily</b>		LA Purple .....	Blue/Yellow	Summer Red .....	Red/White
Aztec Evergreen .....	Yellow/White	Yellow Flag .....	Yellow	<b>Oak</b>	
Grape Ripple .....	Blue	<b>Plumbago</b>		Live .....	Black
Happy Returns .....	Yellow	Blue .....	Blue	Nutall .....	Yellow
Joan Senior .....	White	White .....	White	Pin .....	White
Little Business .....	Green	<b>Birch</b>		Shumard .....	Red
Ming Toy .....	Red	River 'Dura-Heat' .....	Blue	Willow .....	Orange
Siloam Double Classic .....	Orange/White	<b>Crabapple</b>		<b>Pine</b>	
Stella d'Oro .....	Green/White	Calloway .....	White	Loblolly .....	Blue
<b>Hosta</b>		Prairiefire .....	Red	<b>Redbud</b>	
August Moon .....	Yellow	Robinson .....	Blue/Orange	Eastern .....	Black
Fragrant Bouquet .....	White/Blue	<b>Elm</b>		Forest Pansy .....	Red
Francee .....	Yellow/Blue	Allee .....	Blue	Merlot .....	Yellow/White
Grand Tiara .....	White/Red	Frontier .....	Black	The Rising Sun .....	Yellow
Guacamole .....	Green	<b>Gum Tree</b>			

## Landscape Design Area



# Landscape Design Area



# COME BY AND SEE US AT THE TRADE SHOWS!

## **ARKANSAS GREEN INDUSTRY PLANTS**

Hot Springs Convention Center  
134 Convention Boulevard  
Hot Springs, AR 71901  
800.922.6478

## **GULF STATES HORTICULTURAL EXPO**

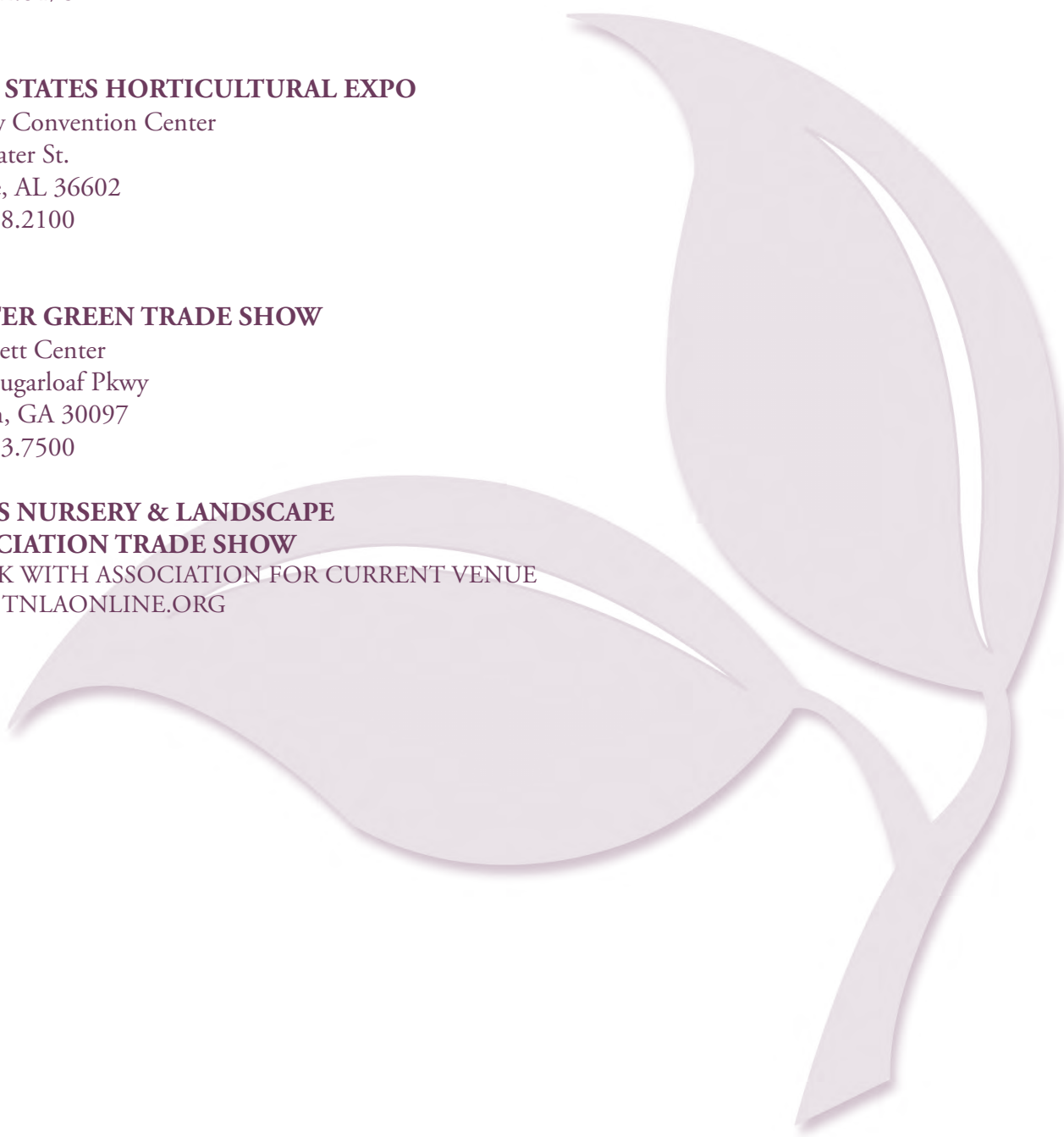
Outlaw Convention Center  
1 S. Water St.  
Mobile, AL 36602  
251.208.2100

## **WINTER GREEN TRADE SHOW**

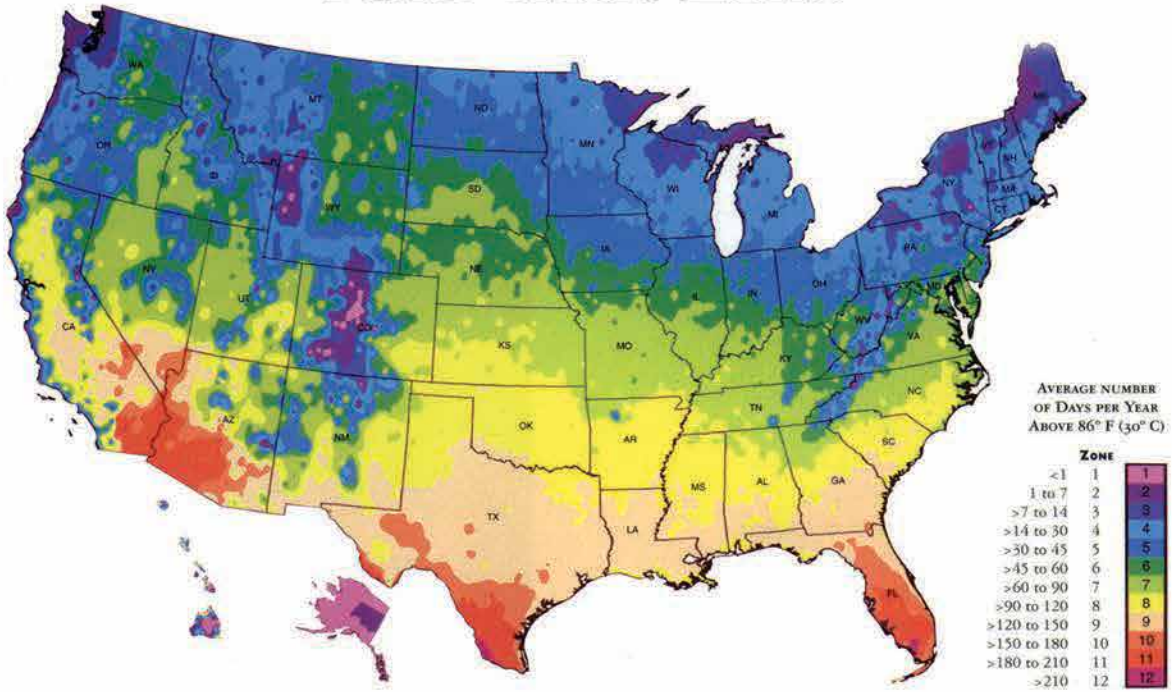
Gwinnett Center  
6400 Sugarloaf Pkwy  
Duluth, GA 30097  
770.813.7500

## **TEXAS NURSERY & LANDSCAPE ASSOCIATION TRADE SHOW**

CHECK WITH ASSOCIATION FOR CURRENT VENUE  
[WWW.TNLAONLINE.ORG](http://WWW.TNLAONLINE.ORG)



# AHS Heat Zone



© American Horticultural Society

